

Vol. n. 5 • 2021

ISBN 978-88-942906-8-4

2021 Annual Review



NATO
Modelling & Simulation
Centre of Excellence





Copyright ©2022 by NATO Modelling & Simulation Centre of Excellence. All rights reserved.

Published by NATO Modelling & Simulation Centre of Excellence, Rome, Italy.

Edition: V (June 2022)

ISBN 978-88-942906-8-4

This work is copyrighted. All inquiries should be made to: The Editor, NATO Modelling and Simulation Centre of Excellence (NATO M&S CoE), info@mscoe.org.

Printed in Italy.

Disclaimer

No part of this publication may be reproduced, stored in a retrieval system, or transmitted in any form or by any means, electronic, mechanical, photocopying, recording, scanning, or otherwise, without either the prior written permission of the Publisher. Requests to the Publisher for permission should be addressed to NATO Modelling & Simulation Centre of Excellence, piazza Renato Villoresi 1, 00143 Roma (RM), Italy. The CA2X2 Forum 2021 Papers Collection is a product of the NATO M&S CoE. It is delivered to give an outline of the CA2X2 Forum 2021 and resulting productions. It does not represent the opinions or policies of NATO and reflects independent analysis, opinion, and position of the authors.

Limit of Liability/Disclaimer of Warranty: NATO M&S CoE Annual Review is a product of the NATO M&S CoE. It does not represent the opinions or policies of NATO or M&S CoE. The views presented in articles are those of the authors.

Release

This document is approved for public release. Portions of the document may be quoted or reproduced without permission provided a standard source credit is included.

Published and distributed by

The NATO Modelling and Simulation Centre of Excellence
Piazza Renato Villoresi, 1
00143 Roma
Italy

Owner

Col. Stefano LO STORTO, Director, NATO M&S COE, Rome, Italy

Coordinator

Lt.Col. Jiri NOVOTNY, Doctrine, Education & Training Branch Chief

Editorial Board

Lt.Col. Bradley KOERNER, Deputy Director

Lt.Col. Uwe GAERTNER, M&S Services Branch Chief

Lt.Col. Jiri NOVOTNY, Doctrine, Education & Training Branch Chief

Lt.Col. Felice D'IPPOLITO, Concept Development & Experimentation Branch Chief

CDR Eric Gustavo MORTILLA, Support Branch Chief

Lt.Col. Cristoforo RUSSO, Public Affair Officer

Contributors

Capt. Vincenzo Brucato, M&S Services Branch, Simulation Implementation Officer (NATO M&S CoE)

Lt.Col. Uwe GAERTNER, M&S Services Branch Chief (NATO M&S CoE)

Lt.Col. Luca Palombi, M&S Services Branch, VV&A Officer (NATO M&S COE)

Lt.Col. Massimo Frangella, M&S Services Branch, CAX Support Section Chief (NATO M&S COE)

Giovanni Gasbarrone, ANUTEI Vice President, National Association of Italian Army Technical Officers

Ariane Bitoun, MASA Group

Anne-Gwenn Bosser, ENIB, Lab-STICC

François Legras, Independent Researcher

Hans ten Bergen, MASA Group

Capt. Salvatore De Mattia, Concept Development & Experimentation Branch, M&S Enterprise Architect (NATO M&S CoE)

Maj. Melissa Sawyer, United States Space Force Head of the Wargaming Branch, NATO Joint Warfare Centre

Matthias Sommer, Michael Rügsegger, Armasuisse Science and Technology

Oleg Szehr, Giacomo Del Rio, Dalle Molle Institute for Artificial Intelligence (IDSIA) - SUPSI/USI

Markus Reisner

Publisher

CWO Maurizio MIELE, Sim-based Education & E-learning Specialist

Table of Contents

Preface.....	5
PART 1: 2021 NATO Modelling & Simulation Centre of Excellence Annual Review	
NATO HLA Certification Service.....	7
A Wargaming Scenario for Education Purposes.....	15
NATO Modelling & Simulation Centre of Excellence Support to the NATO Mountain Warfare Concept Validation Experiment	20
WISDOM – Use Cases	24
PART 2: 2021 CA2X2 Papers Collection	
5G, the fast network for the battlefield: digital transformation overview.....	33
The STRATEGIC project: Innovative automated analysis tools for After Action Review (AAR) using AI and modeling & simulation	40
RAS synthetic environment using LVC M&S architecture.....	55
Wargame Design Capability.....	65
Deep Self-optimizing Artificial Intelligence for Tactical Analysis, Training and Optimization	69
Blessings of AI and ANNs?.....	75
Talk About Us	79

Preface

Dear M&S Community of Interest,

It is a great pleasure for me to present you our Annual Review, a collection of research, papers and studies presented during the 2021 CA2X2 Forum together with some articles and summaries of selected research, studies and events that the NATO M&S COE conducted throughout the year.

In this year, which continued to be characterized by the COVID-19 pandemic, we are proud to present both yours and our work to underline the growing M&S capabilities to support many different domains and to accelerate capability development and adaptation into the new “multi-domain environment”.

We are continuing to expand our field of experimentation activities towards the military decision-making process, wargaming and analysis considering that M&S is one of the most important “disruptive technologies” that NATO is developing.

As a NATO Centre of Excellence, our purpose is supporting NATO and Nations in their transformation efforts by providing subject matter expertise in all aspects of Modelling and Simulation. I am proud to promote this publication to your attention, thanking our Community of Interest for the support and devotion dedicated to create this important and precious collection to support M&S research and experimentation activities.

I hope you will enjoy the reading.

Best regards

Col. Stefano LO STORTO

NATO M&S CoE Director

Part 1:

NATO M&S CoE Annual Review

Capt. Vincenzo Brucato (ITA Army)

NATO M&S CoE

Abstract

Distributed Simulation represents, nowadays, an important asset to allow different simulation models to be composed and to enable a large scale simulation with different resolution details based on specific needs whilst enabling the optimization of resources splitting the single simulation models execution on different separated computers connected by networks. It is widely used in the military defense sector as it provides obvious benefits such as scalability, models reuse and data consistency that can translate into a reduction in cost and model developing complexity.

With the aim to realize the distributed simulation implementation, a conceptual framework has been developed, defined as HLA (High Level Architecture), and maintained as IEEE 1516-2010 Standard, which contains all the simulation aspects independently from the application area.

Due to the rising importance of distributed simulation in the military sector, to include NATO's reliance on the HLA Standard to achieve simulation interoperability for a wide range of applications, it was mandated for use since 2008, with the promulgation of STANAG 4603. This ensures the compliance of the latest HLA Standard as a national requirement when procuring and developing new Modelling & Simulation Systems.

The HLA Standard implementation, however, involves the use of interoperable simulation systems through the creation of Federations by using some simulation services accessible through a common infrastructure called RTI (Run Time Infrastructure) and by using specific modules, called FOM (Federation Object Model), defining how and what information are exchanged inside the Federation.

In this regard, NATO has recommend an HLA Federation Architecture and Design through the publication of ANSP-04, maintained by a STANREC 4800 since 2018, in order to meet specific simulation solutions to support and facilitate common federation agreements when implementing distributed simulations. Therefore, this publication defines a

common reference document, called NATO Education and Training Network Federation Architecture and FOM Design (NETN FAFD), with the purpose to provide guidelines, best practices and design rules (including NETN FOM) to achieve simulation component interoperability.

Nevertheless, even using a well-defined common interoperability standard such as HLA, comprehensive of recommended guidelines and common FOM modules (NETN FOM), the integration of different simulation systems into a Federated Simulation in preparation of NATO exercises and experimentations still require a considerable effort in terms of time and personnel. In addition, distributed simulation based events are not always exempt from data consistency issues due to a "not so perfect" use of HLA simulation services. This last issue can become a major problem when it is not so obvious to discover during the execution of a distributed simulation. In this case the simulation can still provide an outcome, but this result could be completely erroneous leading to wrong analysis, incorrect data interpretation and inappropriate decisions.

To reduce this effort and issues, an Integration, Verification and Certification Tool (IVCT) for simulations in federations has been developed through the NATO Science & Technology Organization (STO). IVCT is thus designed to support the compliance testing during the integration of simulation systems and the verification of the standard specifications. This tool has thereby become an important asset for NATO and partners to test simulation components before joining a Federation, making sure, to some extent, that the distributed simulation can provide a proper result.

In this regard, the IVCT would make possible a certification service for individual simulation components with NATO simulation interoperability standards for reducing risk, time for exercise preparation and costs when used to test interoperability in a military procurement process. However, in order to achieve an operational certification service and to provide a reliable and trusted federation of distributed interoperable simulations the use of the IVCT is not sufficient, but is nevertheless necessary to define clear roles, processes and organizations involved.

To that end, and in order to spread knowledge on this topic, the NATO Modelling & Simulation Centre of Excellence (M&S CoE), during the 2021 CA2X2 Forum SPRINT Week, in collaboration with NATO Modelling & Simulation Group 191 (MSG-191), provided a full demonstration, step by step, of this certification service using the IVCT against real M&S Tools used at the Centre.

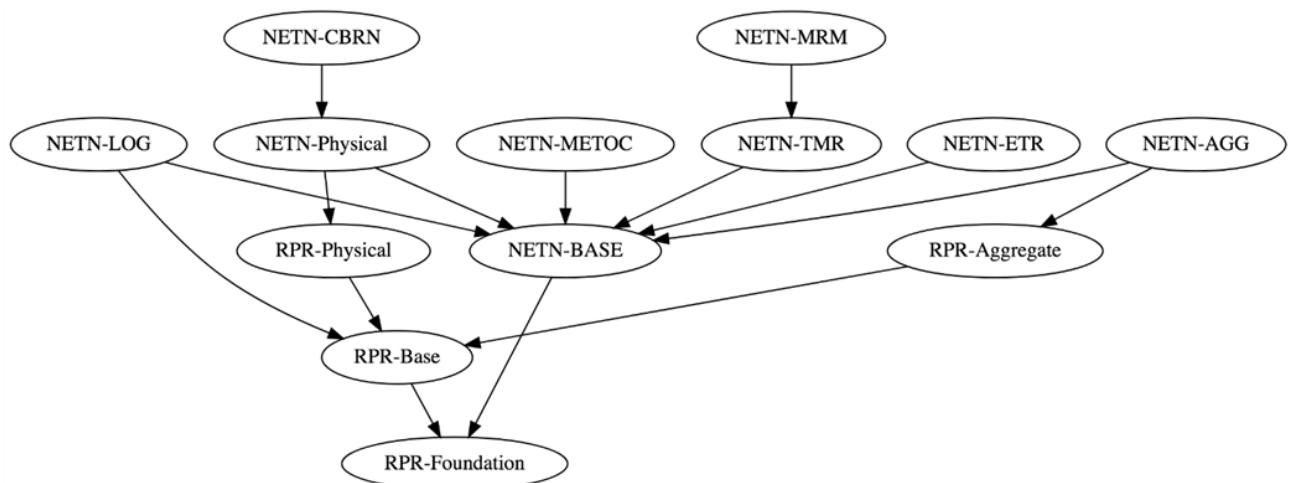
This paper will therefore focus on the tools, processes, best practices and organizations involved in the above described certification service, specifically regarding the use of IVCT in a simple HLA federation, implemented with Pitch RTI, between the Joint Conflict and Tactical Simulation Enhancements (JCATS) and the M&S CoE Wargame Interactive Scenario Digital Overlay Model (WISDOM) using a simple case scenario.

1 Introduction

The NATO M&S CoE supports the Federation design and guidance defined through the NETN FAFD, especially regarding the NETN FOM, and promotes the use of the IVCT as the main tool to deliver services for testing, verification, and certification of M&S components. For this reason it has provided its contribution to MSG-191 defining an example of Initial Operational Capability for a NATO HLA Certification Service.

Standards are extremely helpful in order to achieve technical interoperability concerning the M&S components, however, the implementation of the standard can be quite difficult and time consuming. In the case of HLA, the implementation of the standard is left to the RTI vendors that can develop different software libraries in order to allow simulation components (called federates) to access a federation consuming HLA services and using a common defined FOM.

The most used RTI in NATO exercises and experimentation are Pitch RTI, MAK RTI and Portico RTI while, in order to enable a common data exchange between federates, the most used FOM are the RPR FOM (Real-Time Platform-Level Reference FOM) and NETN FOM. In this regard the NETN FOM is the recommended FOM to be used in NATO and is based on basic modules of the RPR FOM.



The NETN FOM is therefore a powerful resource that simulators can use in order to provide specific and enhanced capabilities to the distributed simulation while granting, at the same time, interoperability with other simulation that use the RPR FOM.

Implementing different simulators with different capabilities in a Federation that uses a NETN FOM is a complex task. In this regard the implementation officer has to ensure that every simulation component works properly providing the correctly needed capabilities for the distributed simulation. To describe these capabilities as shared objects, attributes and interactions provided from a single federate, the Simulation Object Model

(SOM) has to be used. There is only one SOM per federate and it is used to ensure interoperability. The SOM also determines how the federate will be managed, synchronized and what objects can be shared or consumed (publish and subscribe in HLA terminology). To some extent, the SOM can be seen as a subset of the FOM used in the federation with the list of all the HLA services the Federate would require to access from the RTI.

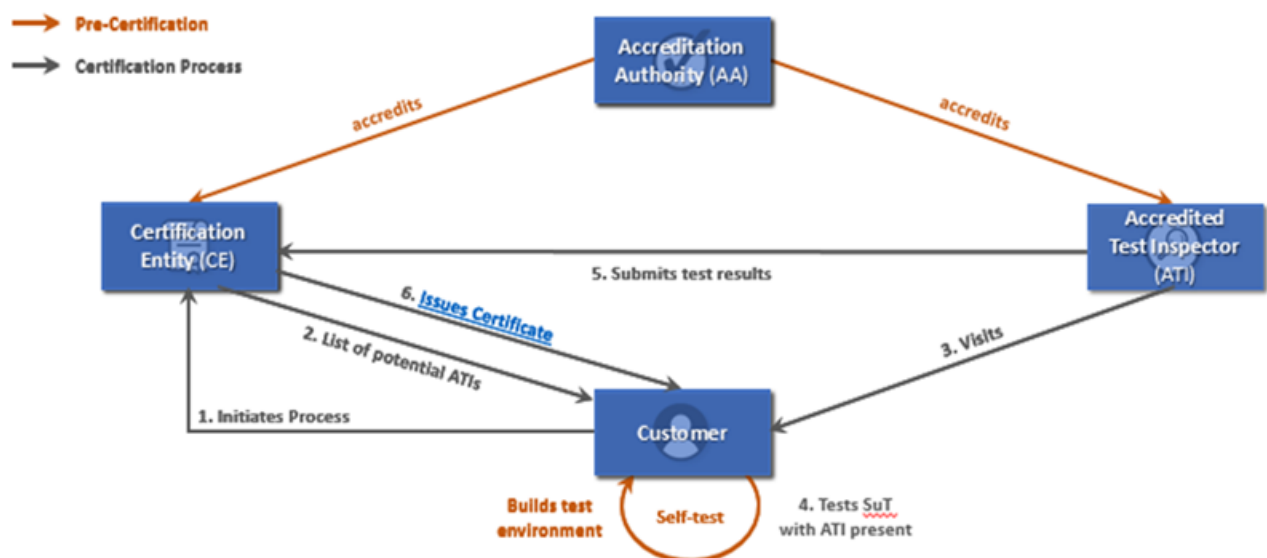
Due to the complexity and risks of this implementation, the MSG-134, first delivered a system for certification, including processes and tools, to enable a cost effective and reliable capability for NATO certification of

simulation components with NATO Standards for Modelling & Simulation. This system is referred to as the Simulation Test and Certification Service and is currently maintained by the MSG-191.

In order to deliver such a Certification Service and provide benefits to the final customer, a software was developed called IVCT, which will be further detailed in the following chapter. Thanks to this tool, NATO partners can test their simulation components on their own using the Test Cases already available and developed for the IVCT. This is already a great achievement for NATO and partners but software applications, such as the IVCT, must always be maintained and upgraded with the latest standards

update. This is particularly true in the case of HLA and NETN FAFD. For this reason, and to provide a full self-sustained HLA interoperable test capability to NATO, a defined draft of roles, processes, organization and business plan that can deliver an initial operational capability of Simulation Test and Certification Service was developed.

The M&S CoE plays as the main actor involved in this Service with the contribution of the MSG-191 participants. Currently, the process and roles are defined but there is still the lack of a solid business plan that can make the process self-sustained with the fees paid by customers and required to use this service.



NATO CA2X2 2021

Pre-Certification Phase. The complete process is depicted in the figure above. It starts with a pre-certification phase with the accreditation of the organization involved in the process. Currently the Accreditation Authority is supposed to be the Modelling & Simulation Standards Subgroup of the NMSG. The MS3 accredits the Test-Inspector and the Certification Entity responsible to manage and coordinate the overall Certification Service. During this phase the customer can deploy the IVCT and build the test environment suitable for the certification of its System under Test (SuT). The customer self-testing is the key to avoid

complication during the certification phase in order to lower costs and time required for the inspection.

Certification Phase. The customer initiates the process (1) contacting the Certification Entity declaring, with a Conformance Statement, the SuT compliance with the NATO Interoperability Requirement (IR) he wants to be tested against. The Certification Entity evaluates the request and release a list of potential Test Inspectors (2) to the customer. At this point the Customer can choose the suitable test inspector according to its requirements, such as availability or

security clearance, and finally the Certification Entity schedules the inspection. The requested Accredited Test Inspector will visit the customer facilities (3) performing the required tests with the IVCT, verifying the compliance of the Customer's Conformance Statement (4). If the SuT successfully passes all the conformance tests through the IVCT, the Test Inspector sends the result (5) to the Certification Entity that evaluates and eventually issues the Certificate to the Customer (6).

This is a brief description of the Certification Process that will be technically detailed later on with the description of a Technical Demonstration made at the M&S CoE during the SPRINT Week of the CA2X2 Forum 2021 using real M&S Systems.

The Certification Service would be an important achievement for NATO because it would provide an unbiased compliance testing of M&S Systems reducing integration risks before any exercise, and providing an important capability for the SuT owners, also in consideration of the new (still to be released at the time of this paper) HLA 4 Standard that can require a trusted "digital certificate or key" for the Federates before joining a Federation. Owning a Certificate of compliance for NATO interoperability Standards can also foster competition within M&S Industry, pushing the simulation component developer to own the highest IR possible, in order to make their product more "attractive" for military procurement.

2 Integration, Verification and Certification Tool (IVCT)

The IVCT is a powerful tool used for the NATO Certification Service. It has been developed since the MSG-134 and has been maintained and upgraded within the STO Modelling & Simulation Groups. Currently, the MSG-191 is responsible for updates and software maintenance. This tool is a software application composed, in a very simplified manner, of a main framework and various Test Cases (TC). Specifically, the main Framework is a free Open Source Software with Apache 2.0 license that connects to the SuT in a HLA Federation and executes Tests Cases to verify the compliance with NATO Standards and Interoperability Requirements. The IVCT Framework can be downloaded and used free to include the full updated repository maintained on GitHub. The available test cases on GitHub, on the other hand, are for the

moment, very limited and they cover just a small portion of the IR available and needed; in this regard, TC need to be developed and accredited from Test Cases Developers with the guidance of Standard Developing Organizations (e.g. SISO) that are able to define the IR.



Test Cases can be seen as a set of executable implementations of IR and a set of TC can be grouped to create an Interoperability Capability Badge (CB). The final aim of the IVCT is to release a report on all the TC performed on the specific SuT and eventually issue the respective CB as a token of achievement for passing testing related to the IR.

Following the principles of the Modelling and Simulation as a Service (MSaaS) paradigm, the IVCT is fully containerized, using Docker as Container Engine, to automate the process of deployment. This methodology allows a much easier configuration without any need to compile the software and set the right environment variable, even if it can add some complexity in the networking connection. More details on the IVCT execution will be detailed in the next chapter.

In conclusion the IVCT can be used to support the integration of different federates cooperating in a federation, to verify the functionality of simulation components and verify the correct behavior according to a Conformance Statement; this last case will be the subject of the following demonstration.

3 Technical Demonstration

The NATO M&S CoE hosted the first open technical demonstration during the CA2X2 Forum event held virtually in October 2021. Following the process of the Certification Service, the Customer, in this case the WISDOM software developer Fabaris S.p.A., requested

to test an M&S Tool with some basic HLA Capability developed for this occasion. The tool in question was a platform used for Wargaming Activities with a built in HLA plug-in able to receive just a few basic RPR FOM objects from other combat simulators and display them on a georeferenced map. With the aim to stimulate WISDOM to receive HLA RPR FOM Objects, JCATS was used as the main combat simulator able to generate

forces playing a scenario used by M&S CoE for course activities. This test case is just a basic example to show and promote the use of the IVCT, which only required a basic CB to be used for this purpose.

The Conformance Statement submitted from the Customer to the Certification Entity contained the following information:

Conformance Statement SPRINT Week 2021	
System Name	WISDOM
System Version	v1.0
SuT Owner	Fabaris
Other SuT info	/
Date	14.10.2021
ID	WISDOM v1.0
POC	Attila Andrei Aknai +39 329***** a.aknai@fabaris.it
SOM	SOM.xml (as attached file)
FOM	FOM.xml (as attached file)
Badge Name	Additional Information
HLA-BASE-2019	The SuT has basic HLA capabilities without interactions or need to subscribe. Federation made with a JCATS Scenario.

As one can see from the Conformance Statement, the SuT Owner wanted to test WISDOM in order to own the Capability Badge named, "HLA-BASE-2019". At this point, the Certification Entity scheduled the Test Inspector, a member of MSG-191, to visit the customer facility. For obvious reasons the visit was held virtually via VTC and, for demonstration purposes, the following steps describe the Pre-Certification Phase, including the Test Environment setting and the deployment of the

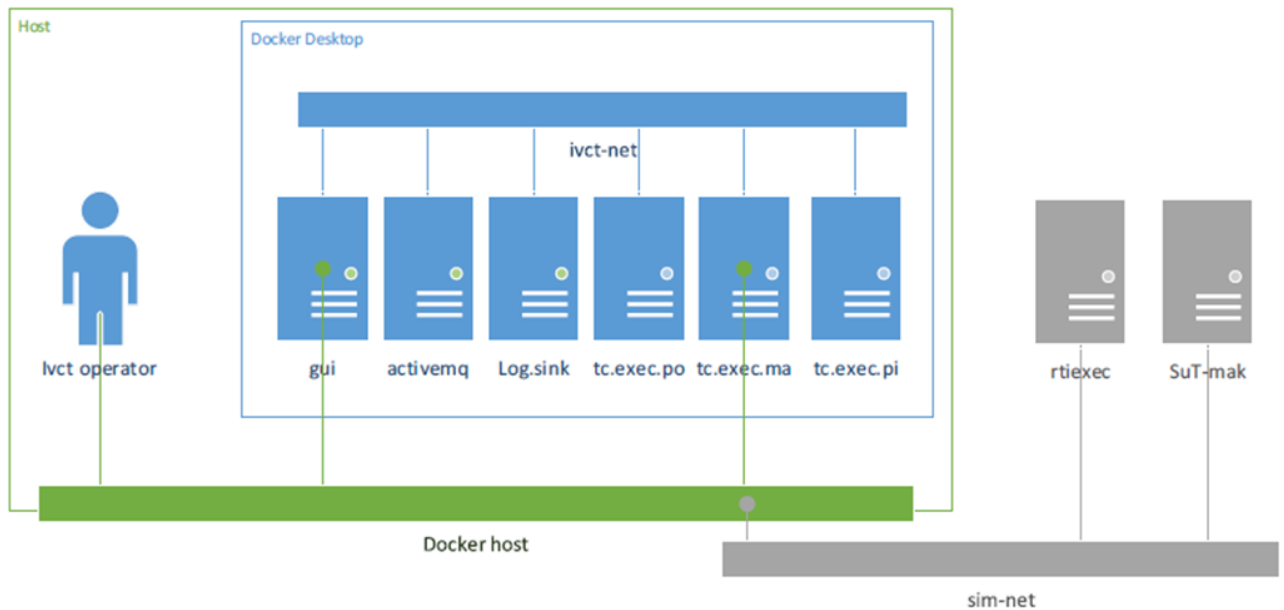
IVCT via Docker, in presence of the Test Inspector. The following steps are not intended to be an exhaustive guide on the certification process and the use of IVCT, but a sum up of the demonstration carried out during the SPRINT Week.

3.1 - STEP 1: Deploy the IVCT

The good part of the IVCT is that it is built with a

container architecture and the deployment is automated via Docker. After installing Docker, the Customer needs to follow the instruction on GitHub (https://github.com/IVCTool/IVCT_Operation) and choose the right configuration for the IVCT to be downloaded using Docker Compose command. Currently, on GitHub repositories are present with

multiple configuration, which require a bit of understanding depending on the RTI the customer would like to use, on the network availability and the Operating System used. In the case of this demonstration the “IVCT Operation – Pitch – Host Advertise Network” was used, which deployed the IVCT configured as follow:



If the IVCT Docker repository is updated and properly configured, the customer does not need to do any further steps and the IVCT is ready to use. In this phase you need to have basic knowledge on how containers work via Docker and have knowledge of the test environment networking and RTI in order to handle network addressing, routing issues and mapping file systems between Docker and the Operating System.

the IVCT Graphical User Interface, which is accessible via a browser on localhost. In this phase the IVCT Operator has to also declare the SuT (WISDOM in this case) subject to verification from the IVCT and also declare the Capability Badges (HLA-BASE-2019 in this case). The IVCT GUI gives a list of all IR associated with that CB that are going to be tested; in our case:

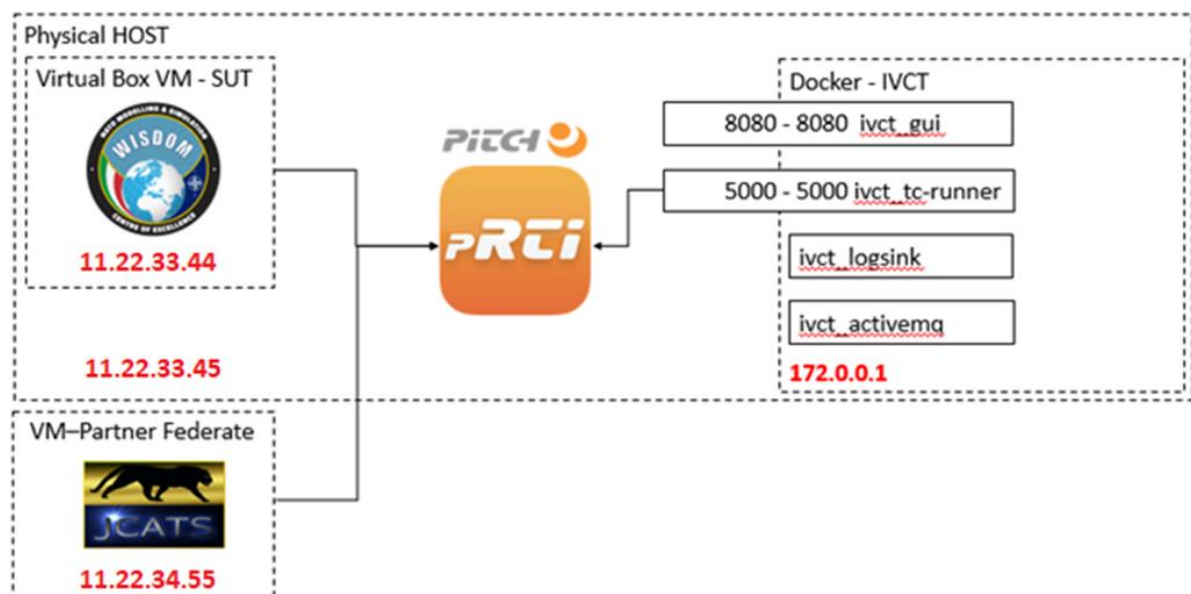
3.2 - Step 2: Build the Test Environment

Once Docker is deployed the next phase is to build the proper environment starting with the HLA Federation between WISDOM and JCATS. For this purpose Pitch RTI was used and configured in order to enable the federation between WISDOM as SuT and JCATS as a partner federate. As stated above, JCATS is used just to stimulate the federation with the HLA Object (entities) received from WISDOM. The IVCT in this case must be used to test the Federation from the WISDOM side, and therefore, has to be properly configured. The IVCT configuration to join the federation is made directly from

Badge: HLA-BASE-2019	
Interoperability Requirement	Description
IR-DOC-0001	SuT interoperability capabilities shall be documented in a Conformance Statement including a SOM and a FOM with a minimum set of supporting FOM modules
IR-SOM-0001	SuT CS/SOM shall be valid
IR-SOM-0002	SuT CS/SOM shall be consistent
IR-SOM-0003	SuT shall publish all object class attributes defined as published in CS/SOM
IR-SOM-0004	SuT shall not publish any object class attribute that is not defined as published in CS/SOM
IR-SOM-0005	SuT shall publish all interaction classes defined as published in CS/SOM
IR-SOM-0006	SuT shall not publish any interaction class that is not defined as published in CS/SOM
IR-SOM-0007	SuT shall subscribe to all object class attributes defined as subscribed in CS/SOM
IR-SOM-0008	SuT shall not subscribe to any object class attribute that is not defined as subscribed in CS/SOM
IR-SOM-0009	SuT shall subscribe to all interaction classes defined as subscribed in CS/SOM
IR-SOM-0010	SuT shall not subscribe to any interaction class that is not defined as subscribed in CS/SOM
IR-SOM-0011	SuT shall register at least one object instance for each published object class
IR-SOM-0012	SuT shall discover object instances for all object classes with attributes defined as subscribed in CS/SOM
IR-SOM-0013	SuT shall update attribute values for each published object class attribute
IR-SOM-0014	SuT shall reflect attribute values for each subscribed object class attribute
IR-SOM-0015	SuT shall send at least one interaction for each published interaction class
IR-SOM-0016	SuT shall receive interactions for each subscribed interaction class
IR-SOM-0017	SuT shall encode all updated attribute values according to CS/SOM
IR-SOM-0018	SuT shall encode all sent interaction class parameters according to CS/SOM
IR-SOM-0019	SuT shall implement/use all HLA services as described as implemented/used in CS/SOM
IR-SOM-0020	SuT shall not implement/use any HLA service that is not described as implemented/used in CS/SOM

IVCT, at this point, is ready to join the HLA Federation and ready to be used. All these steps are made by the customer in the Pre-Certification Phase and are configuration and networking settings in preparation for

testing the SuT with the IVCT. The following figure depicts the architecture of our Test Environment of this demonstration.



3.3 - Step 3: Start to run TC on the IVCT

Now that the Test Environment is operational, the Accredited Test Inspector has to observe the execution of Test Cases in order to verify the IR necessary to issue the related Capability Badge as a proof of compliance. The chosen CB in our case is very simple and, as we saw from the related IR implemented in the TC, it basically tests the consistency between FOM and the SOM of WISDOM stimulated from the Partner Federate.

During the SPRINT Week demonstration, the Customer and the Test Inspector executed all the Test Cases required to test the IR in order to obtain the CB “HLA-BASE-2019”. The execution was made on the IVCT following the instructions shown on the Interface. The TC’s results run through the IVCT can be Passed, Failed or Inconclusive. In the case of WISDOM, most of the TC were passed and the one regarding the entity publishing, as expected, were inconclusive (WISDOM does not publish any objects). The surprising fact during this demonstration is that one TC failed, probably because that TC logic was not applicable for WISDOM and, without diving into too many technical details, it uses inheritance logic defined by original HLA standard, although current RTI implements more flexible options.

The good part of the IVCT, however, is that it can trace all the HLA events and automatically generate a detailed report. This is why this problem can be further covered in depth.

4 Outcomes and Conclusions

The Certification Service for Simulation Component would be an extremely useful system, when fully operational, for NATO and Partners in order to reduce risks and associated costs during the integration of simulation components. Having a certified M&S System will be critical for military procurement and it will also prevent extensive testing and experimentation during the preparation of an exercise that requires M&S capabilities.

Even if the M&S community has a rising interest in a certification of the simulation component with NATO interoperability requirement, at the moment there are some critical issues to provide a full operational capability.

It is true, in fact, that the IVCT Framework is ready and

solid enough to be used for a certification service, but, on the other hand, the included TC are still at a very basic level covering basic HLA rules and consistency between FOM and SOM and sometimes are not exempt from faults as experienced during the SPRINT Week demonstration. This is why the future effort is to set the focus on the reliability of TC using an adequate quality assurance process from the early stages of their development. In addition, the NATO Certification Service will make sense when TC on NETN FOM will be available covering more advanced interoperability capabilities.

Finally, it must be understood that software, as well as processes, have to be maintained. In order to provide to NATO a self-sustained Service, the customers have to be charged a fee for the certification of their product, which is needed to maintain the IVCT, the Test Cases development and to hire Accredited Test Inspectors. This is the reason why a business plan for the Certification is strongly needed at the moment.

A Wargaming Scenario for Education Purposes

LTC Uwe Gaertner (DEU Army)
NATO M&S CoE

1 Introduction

The NATO Modelling & Simulation Centre of Excellence (M&S CoE) has the Wargame Interactive Scenario Digital Overlay Model (WISDOM) available to support wargaming activities. It has been developed on the basis of past experiences the M&S CoE gained through past

requests for support. Several requests required a digitalized scenario able to support the wargaming activity. All scenarios were different and tailored to the aim and objectives of the single event. But, all demanded the same set of functionalities like a virtual environment, layered information, task organization, wargaming support (vignettes, turns and teams), distributed execution option, storybook, simulation interface, etc. All those functionalities are already developed and available on WISDOM. The information about the specific scenario, like maps and other data, can be organized in an activity related section on WISDOM. Scenarios from past activities are also available and can be reused by tailoring for other wargames.

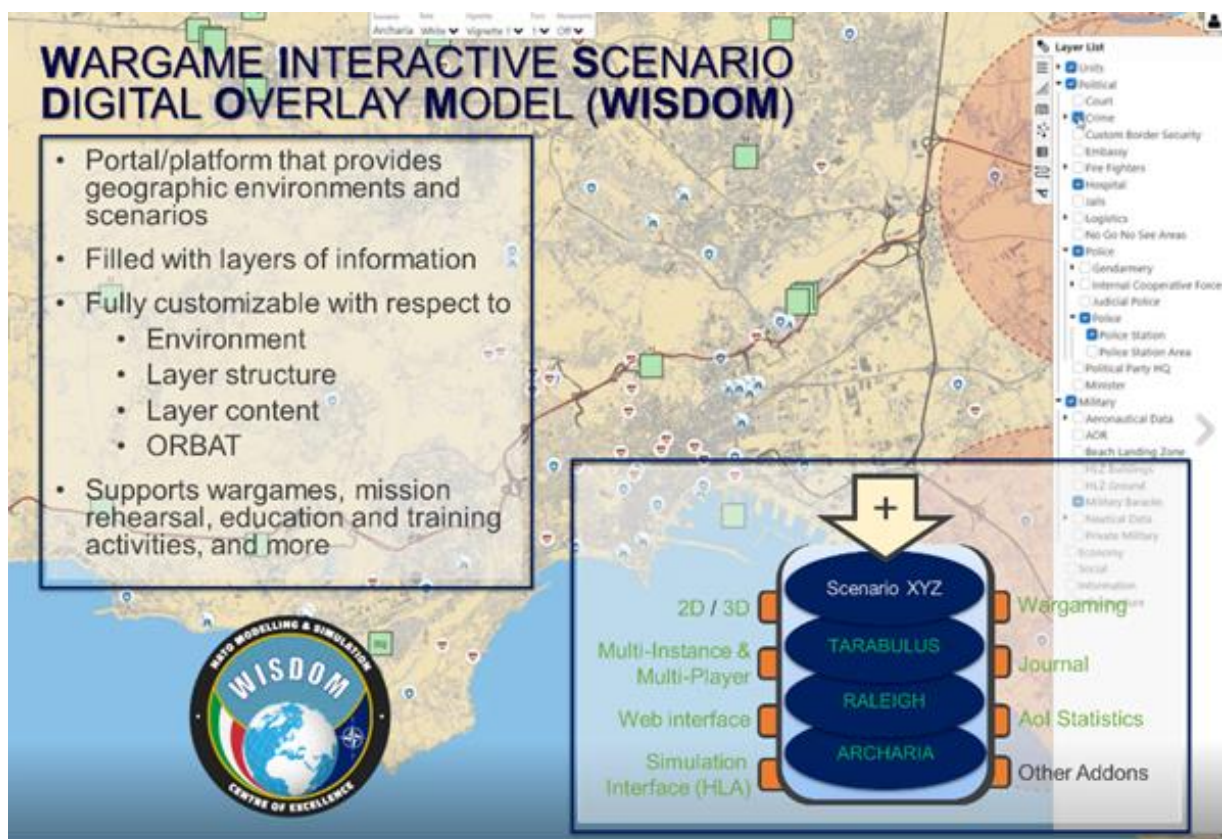


Figure 1 WISDOM overview

In addition, there are several scenarios and geographic environments available on WISDOM from past supported activities. However, they are not easily accessible as they require the reading of several pages of scenario documents to understand the background. Although the M&S CoE has the need to introduce WISDOM to new M&S CoE personnel and potential users, this requires an effortlessly understandable and clear scenario in order to concentrate on WISDOM itself rather than questioning the scenario. Additionally,

wargaming is included in M&S CoE courses and table top wargame are played to practice the idea of wargaming. Due to the current pandemic situation, the courses are currently conducted online. But, there is no scenario available that can be used like before during the in-person courses. These are some reasons to develop a new lightweight scenario and implement it on WISDOM. It can also be used to explore additional technical solutions like wargaming and M&S integration.

2 Scenario design and development

The main focus of the M&S COE in the wargaming area is the support of activities with M&S means. Therefore, the M&S COE personnel have gained some knowledge about scenario design and development. This is enabling the M&S COE to translate the wargaming requirements into M&S requirements, which is key in order to provide the right solution. But, this does not mean the M&S COE personnel are experts in scenario design and development. Therefore, the decision was to choose an already existing scenario rather than designing and developing a new one.

Normally, a wargame has to fulfill an operational purpose with well-defined aims and objectives. As introduced in the former section, the purpose of the scenario does not follow operational needs. The focus is instead teaching, conceptually, the general design of a wargaming event. This means the scenario theme is not so important as long as it is coherent and the audience is not questioning the scenario itself. The most important aspect of the desired scenario is its simplicity

in order to enable the user to understand the mechanics more quickly. That is why the decision was made to exploit the “Enhanced LUNA Warrior” scenario (Matuszewski, 2017).

The game is designed as a helpful tool able to stimulate decisions for the training of flight planning of manned and unmanned aircraft (UAV). The BLUE Team plays as an aircraft operator of an unmanned aircraft during a reconnaissance mission. The RED Team is acting as a terrorist group that tries to destroy a bridge in northern Afghanistan. Intelligence reports possible terrorist's home bases. BLUE tries to detect the terrorist group before it reaches their target. The map is divided into hexagons. No-fly zones restrict the movement of the UAV. The UAV itself can move up to two hexagons per turn and the sensor covers all adjacent hexagons. RED can move one hexagon per turn and has no further movement restrictions. The adjudication is done by a WHITE cell. All in all it is a very basic scenario. Nevertheless, subject matter experts validated it and approved the scenario to be valuable for the purpose it is designed for.

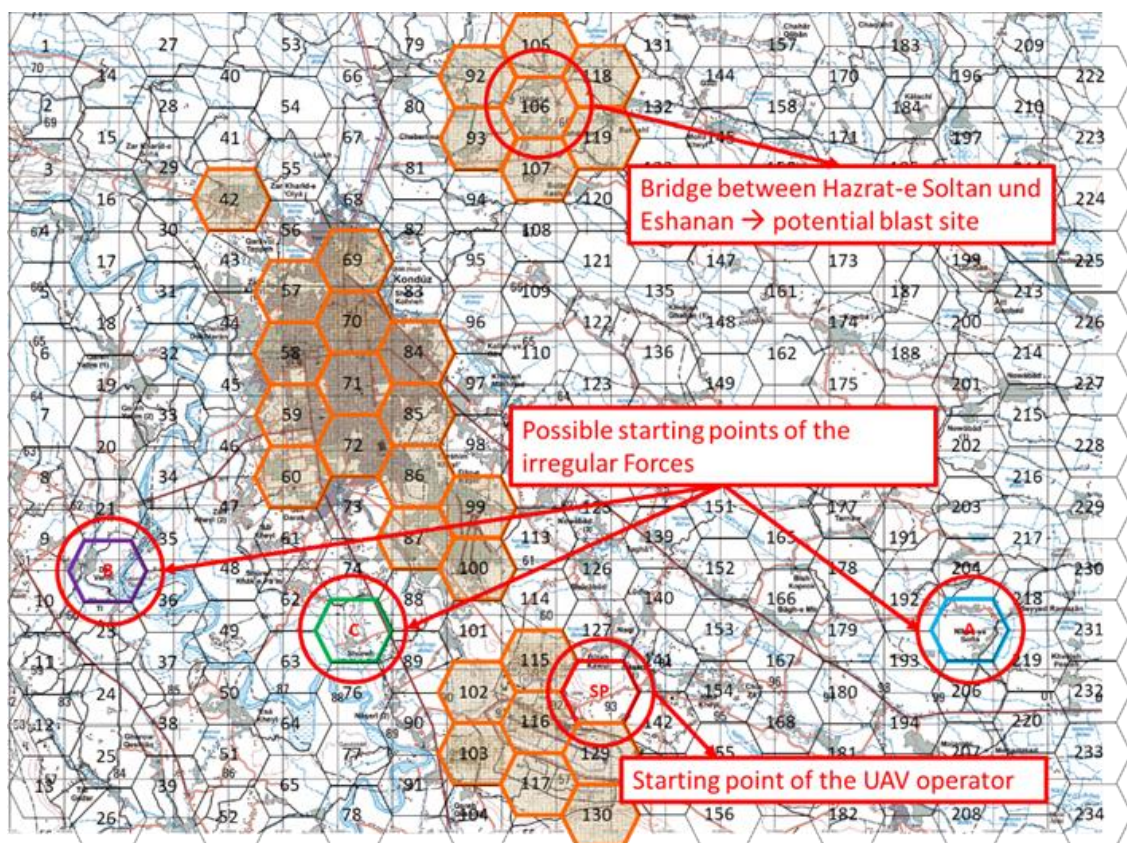


Figure 2 Enhanced LUNA Warrior table top game scenario map

3 Implementation

The scenario we are going to implement on WISDOM is the same as the table top game. Nevertheless, some decisions have to be taken in order to fit it to the technical platform. First of all, the digital platform and the low level tactical scenario offers the opportunity to automate the adjudication process. However, the M&S COE normally supports wargame activities at the operational level with adjudication by a WHITE cell. That is why the game is still played with three teams. To support the WHITE team, and to give it some advantage from the digital solution, automated movement restrictions and detection evaluation have been implemented to be chosen optionally. Another change to the original table top game is the map. Instead of using the hexagons we take advantage of the already available coordinate system on WISDOM, which also

gives a much better idea of the geographical environment.

The implementation phase was not only thought to make the scenario available on WISDOM, but also to educate and train new M&S COE personnel on the technical aspects of the platform. The M&S COE has been closely working together with partners from industry and academia for a long time. This close cooperation is one of the key factors for the successful development of WISDOM. Also, the current activity was carried out together with company support who provided the technical expertise of the system. This gave the M&S COE personnel the opportunity to learn, to prepare and to be ready to support future activities without company support. Due to the complexity of the platform and the availability of M&S COE personnel cooperation with the industry will remain important.

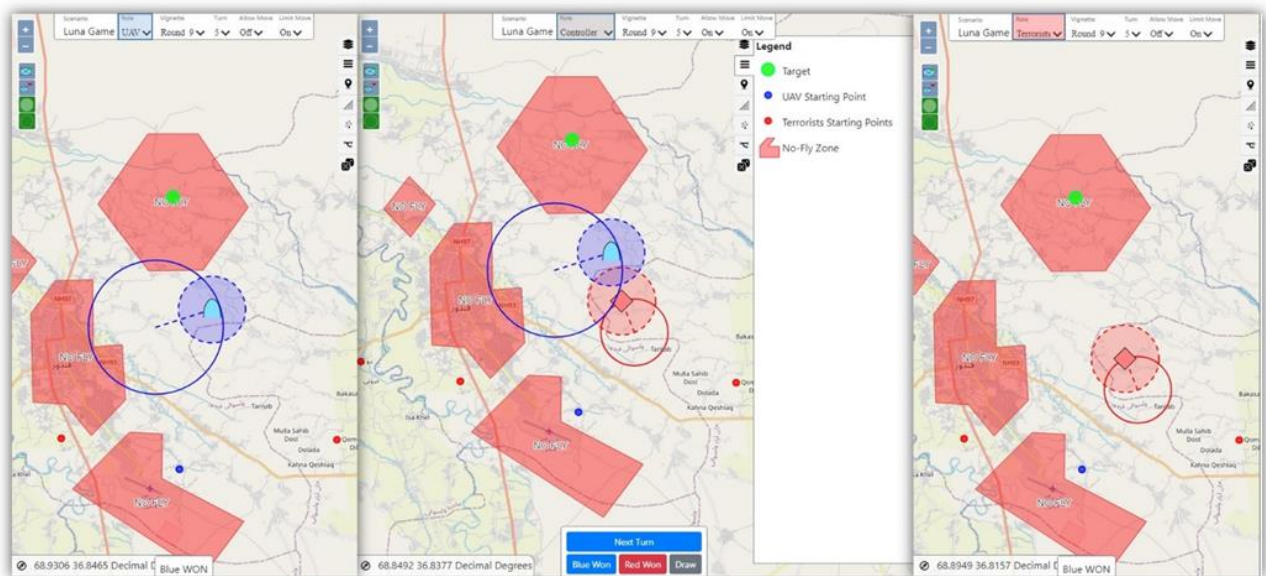


Figure 3 Enhanced Luna Warrior scenario on WISDOM with BLUE, WHITE and RED team perspectives

4 Way ahead

The new scenario on WISDOM has already been proven to be valuable for the described purpose in the introduction section. However, the M&S COE is also developing a wargaming course on how to utilize M&S means for wargaming activities. The intent is to use WISDOM as one model that can be used to support wargames with a focus on distributed wargaming. The

Enhanced Luna Warrior scenario is a good starting point, but it was concluded that there is a need to extend the scenario in order to fit it to the purpose of the course. That is why the M&S COE conducted a workshop during the Sprint Week of the CA2X2 Forum 2021. The idea of the Enhanced Luna Warrior scenario was elevated on a larger scaled tactical scenario in the Tripoli, Libya area by using the already existing geographic environment TARABULUS.

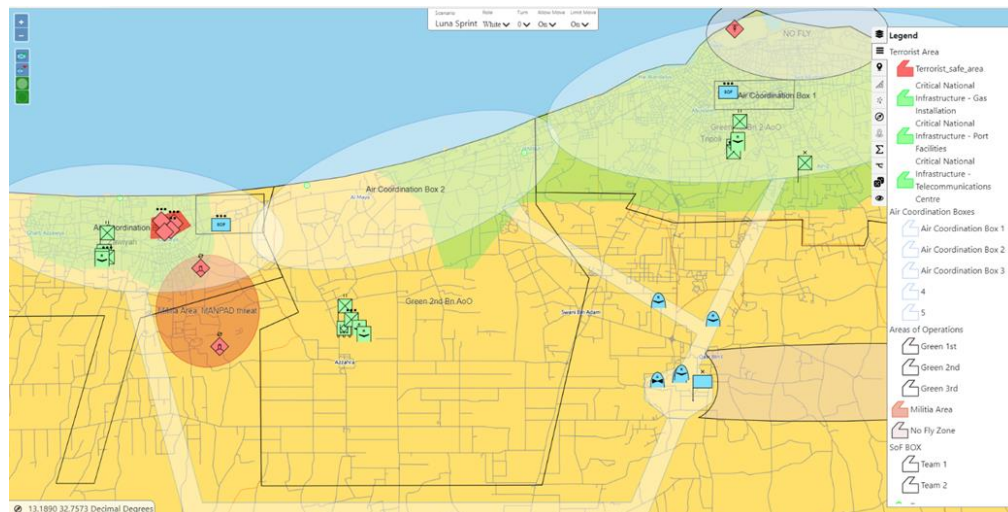


Figure 4 Extended Enhanced Luna Warrior Scenario on WISDOM

Another part the M&S COE would like to investigate is the use of simulations for wargaming activities. The kind reader will confirm that this is a very natural step for the M&S COE. Simulation can serve different purposes in a wargaming activity. It can provide support to the adjudication phase by simulating engagements of forces on the battlefield and calculating the outcomes. Another opportunity would be to gather not only qualitative results from a wargame, but also get quantitative figures, which supports more informed decisions.

WISDOM's capabilities were extended by adding a High Level Architecture interface in 2021. This enables WISDOM to display simulation results. A next step would be extending the interface for WISDOM to be a full member of a simulation federation. WISDOM can then export the current stage of a wargame and have it simulated. Possible simulations are MASA Sword and JCATS for a proof of concept experiment. Finally, the new capability is supposed to be linked to the Robotic and Autonomous System activity the M&S COE is conducting together with the ITA Army.

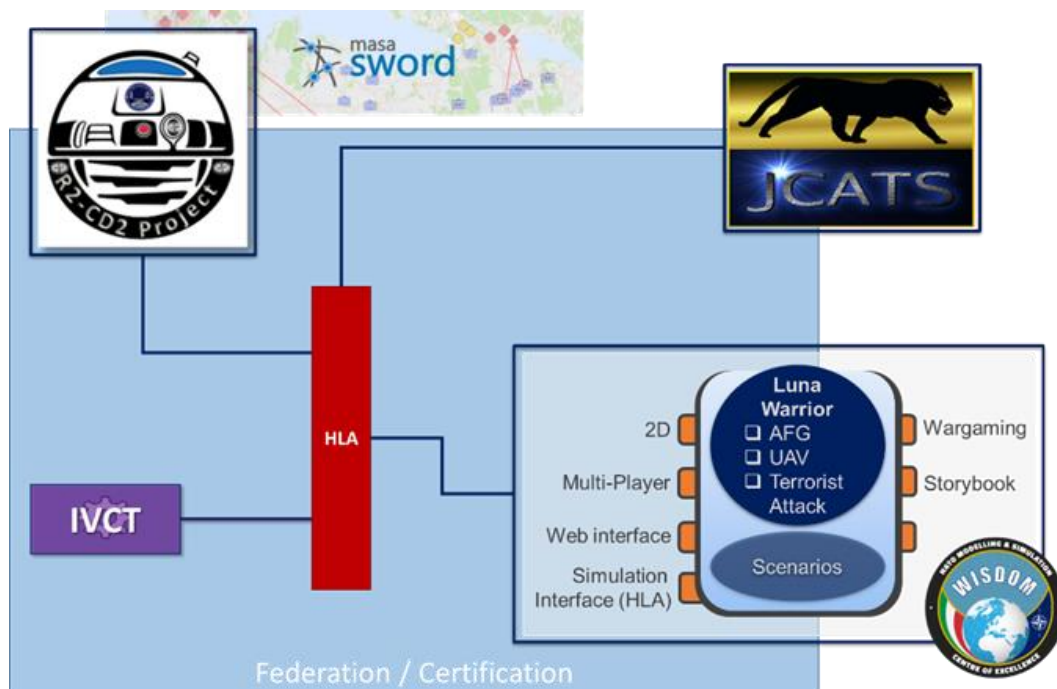


Figure 5 Sketch of a wargaming and simulation integration activity by federating WISDOM with simulation systems

5 Conclusion

The new scenario has already proven its usefulness for the proposed purposes. It was play tested within the Centre and used to introduce visitors to WISDOM. Additionally, Enhanced Luna Warrior was utilized during the M&S Basic Course to provide the attendees with a better understanding of wargaming. Gained knowledge through close cooperation with the company during the implementation phase ensured a successful preparation and execution of the CA2X2 Forum 2021 Sprint Week workshop. There was no company support available requiring the implementation of the extended version of the Enhanced Luna Warrior scenario to be completed by M&S COE personnel. Another important benefit is the enhanced understanding of scenario design and development the M&S COE personnel obtained by conducting the activities. This will give a better understanding about the needs of wargaming experts, which leads subsequently into improved M&S solutions with enhanced support to the purpose of the wargames.

The follow up activity on wargaming and simulation is the next step on the road to an enhanced M&S support to wargaming activities. The 2021 achievements are the bases for further developments. The availability of the operational requirement from the Italian Army is an important factor. It allows to develop a prove of concept related to real needs and validate the approach.

6 References

Matuszewski, S. (2017). *From Best Practices to New Applications – Scientific Methods for the Forces of the 21st Century*. Hamburg.

NATO Modelling & Simulation Centre of Excellence Support to the NATO Mountain Warfare Concept Validation Experiment

NATO Modelling & Simulation Centre of Excellence (M&S COE) supported the NATO Mountain Warfare Centre of Excellence (MW COE) during the MW Concept Validation Experiment.

LTC Luca Palombi (ITA Army) - NATO M&S CoE

1 Introduction

The historical view shows us the important role of the mountain environment in conflict from ancient times to the world wars in the 20th century and up to the present day.

National mountain forces have been developed mainly in the last quarter of the 19th century to respond to the need for defence of national state boundaries, primarily as a defensive capability, despite the fact that Hannibal displayed an unexpected mountain capability in an offensive operation. Hannibal's passing of the Alps in 218 A.C. is still one of the most impressive historical uses of mountains as an opportunity. World War I generally confirms the defensive attitude of the mountain troops, and World War II recorded the actions of mountain troops mainly for cold weather and counter insurgency operations. Areas of current frictions are still in the mountainous terrain. The NATO experience shows how it is difficult to control mountainous terrain. If NATO wants to operate in this type of environment, it needs Mountain Warfare Capabilities.

The traditional idea of mountain warfare was connected to local forces dedicated to this specific environment, and this is no longer valid.

As conflicts and frictions still emerge and persist in many mountainous areas around the world, the Alliance has to realize that mountainous terrain is still relevant for Joint Operations, and therefore, needs to improve joint operations in mountainous environments, and that mountain warfare capabilities are needed.

The aim of the experiment was to assure a broad conceptual framework for a comprehensive perspective

to operations in the mountain environment today and in the future.

The NATO Mountain Warfare Concept Validation Experiment allows and provides rationale for a NATO mountain warfare capability, recommendations for which MW capabilities are needed and how to transform current forces / elements of power into forces appropriate for NATO's future land warfare challenges.

2 Experiment Description

The Mountain Warfare Concept Validation Experiment was conducted as a brigade-level Computer Assisted Experiment (the tool) in which, using the same scenario with the same Area of Operation (AOO) and the same Opposing Forces (OPFOR) two different task organizations (with comparable strength) were compared (a standard INFANTRY BRIGADE (INF-L-BDE) and an INFANTRY BRIGADE with all capabilities (INF-L-MNT-BDE) according to the Mountain Warfare Concept.

MW COE conducted the experiment in cooperation with M&S COE, Rome, ITA, 1st Brigade of Slovenian Armed Forces (SVN), Taurinense Alpine Brigade (ITA) and Joint Training Centre of Slovenian Armed Forces (SVN), where the experiment was conducted.

M&S COE supported the MW COE staff since the beginning, hosted the Concept Development Conference in Rome and supported the MW COE Staff identifying the tools (Constructive and Virtual) to be used to run the experimentation test: shaping the event during the planning phases and then during the execution.

Different simulation software (SIM) and tools were presented in Rome to the MW guests in order to provide the leadership of the MW COE the necessary knowledge to understand how to exploit the combination of the Simulation along with Command and Control systems to achieve, share, display and manage the Common Operating Picture (COP) and then to gather all the information able to provide the evaluation and validation team with the data needed to be compared and analysed.

The combination of constructive and virtual simulations were the key factors for the success of the experiment.

3 NATO MW Concept Validation Experiment timeline

Time	Event	Place
03 – 05FEB20	Concept Development Conference	NATO M&S COE Rome, ITA
04 – 05MAR20	Initial Planing Conference	JTC Postojna, SVN
APR – JUN20	Preparation of DIV OPLAN (MPT/E&T B)	NATO MW COE
07 – 11SEP20	Staff training INF-L- BDE	1st BDE SAF, Bohinjska Bela, SVN
NOV20	Staff training INF-L-MNT-BDE	Alpine BDE „Taurinense“, ITA
01 – 03DEC20	MEL/MIL Workshop	NATO MW COE
19 – 20JAN21	Main Planing Conference	NATO MW COE
16FEB21	First Test	JTC SAF Postojna, SVN
24FEB21	Final Coordination Conference	NATO MW COE
01 – 05MAR21	Experiment Dry Run	JTC SAF Postojna, SVN
08 – 14MAR21	Experiment Set Up	JTC SAF Postojna, SVN
15 – 18MAR21	Experiment Execution	JTC SAF Postojna, SVN
22MAR – 9APR21	Data Comparison, Analisis	VTC
13APR21	NATO MW Concept Validation Experiment Outcome Conference	Bled, SVN

4 Experiment Specification

Identification of Experiment:

- Name: MW Concept Validation Experiment;
- Form: Computer Assisted Experiment/Exercise Simulation (CAX Simulation);
- Type: Validation;
- Level: Tactical – Brigade level;
- Date: 16-18MAR21;
- Place: Joint Training Centre of SAF, Postojna, SVN.

The Experiment Validation Group was composed of Subject Matter Experts (SMEs) from several NATO countries. They belong to NATO or national institutions (HQs, CoEs, Training schools and Units) and their expertise came from different fields (MW Community of Interest, NATO Creval, Modelling & Simulation, etc.)

and their task were to approve the tools and the final results of the experiment.

5 Analysis Requirements

The Evaluation Group has prepared validation lists in accordance with MW Concept 0.5 Draft hypothesis and relevant documents.

Experiment Observational Control Group collected and sent all the results including OPLAN, OPORDs, log files and videos with all necessary parameters to Validation Group participants.

6 Conclusion

Validation of the NATO MW Concept Experiment has been conducted by Validation Experiment Group, consisted of MW COE/ M&S COE and other SMEs according to the Validation Experiment Plan:

16 MAR21

- Simulation of INF-L-BDE Operation,
- Presentation of the results of an INF-L-BDE,
- Questions/answers,
- Discussion.

17 MAR21

- Simulation of INF-L-MNT-BDE Operation.
- Presentation of the results of the INF-L-MNT-BDE.
- Questions/answers.
- Presentation of Validation Experimentation – Criteria Step 1
- Discussion.

18 MAR21

- Presentation of all results, BDE Comparison.
- Discussion of Criteria Step 1
- Questions/answers.
- Presentation of Validation Experimentation – Criteria Step 2
- Discussion.

18/19 MAR21

- Uploading/delivering 2D/3D simulation of both BDEs, JCATS (Joint Conflict and Tactical Simulation) Data, VBS3/4 vignettes and final results.

24 MAR21:

- Comments/discussion (Step 1) of Experiment Validation Group (EVG) members.
- Step 1 Evaluation matrix results approval.
- Presenting Step 2 Evaluation matrix.
- Discussion.

31 MAR21:

- Comments/discussion (Step 2) of Experiment Validation Group (EVG) members.
- Step 2 Matrix results approval.
- Additional Data Collection Template presentation.
- Discussion.

8 APR21:

- NATO MW Concept Validation Experiment final report presentation.
- Discussion.
- NATO MW Concept Validation Experiment final report approval.
- Closing Remarks/NATO MW Concept Validation Experiment Outcome Conference plan/schedule.

13 APR21:

- NATO MW Concept Validation Experiment Outcome Conference.

Experiment Validation Group used two steps of validation.

The first step (Brigade Operation Comparison) was conducted by comparing results of both brigades using their success in different factors. Through Validation Experimentation – Criteria Step 1, the group compared brigades by the following factors:

- Success,
- Timing,
- Force protection,
- Risk,
- Flexibility,
- Sustainability,
- Complexity,
- Surprise.

In the second step, it was assessed which MW capabilities (NATO MW Concept 0.5) could be validated on the basis of the results of the experiment (JCATS, VBS3/4) or through the INF-L-MNT-BDE OPORD.

The purpose was to validate each capability in order to find it as non-effective, effective or very effective. The effectiveness of capabilities were validated by different tools.

Additionally, the validators used Additional Data Collection Template to express their observation and recommendation based on delivered 2D/3D simulation of both BDEs, JCATS Data, VBS3/4 vignettes, final results and their own experiences.

M&S COE supported the MW COE in conducting the MW Concept Validation Experiment with the purpose to validate the MW capabilities that are the outcome of the NATO MW Concept 0.5 through the use of a combination of constructive and virtual simulations interoperable with C2 systems.

The experiment was carried out according to the plan so the JCATS system autonomously, without operators, performed the simulation according to a pre-prepared data base based on BDEs OPORDs (scenario, ORBATs, COAs, etc.). Two simulations were performed in the same AOO and with the same enemy forces.

In the first simulation, an attack operation was performed according to the Light Infantry Brigade Operational Order (INF-L-BDE OPORD), and in the second simulation an attack operation according to the Light Mountain Infantry Brigade Operational Order (INF-L-MNT-BDE OPORD).

The results from simulations have experimentally displayed that in operations on combined terrain (mountain and plain/flat), units with MW capabilities have fewer losses and better performance. Validators stated IAW their experiences that physical and psychological condition for all personnel, especially commanders at all levels are crucial for success of any operation in this kind of environment. The experiment confirmed that MW capabilities provide NATO Commanders with viable options to apply manoeuvre approaches in severely restrictive terrain. Additionally, MW promotes and exploits the Mission Command in the conduct of operations in compartmentalized terrain and extreme environment.

The “know-how” and the professionalism of the specialists doing their daily efforts in the Constructive and Virtual “simulation world” allowed the MW COE to accomplish its mission by saving time, money and troop deployment.

The experiment ended successfully because it provided the Analyst Team with a full set of data and information to be analysed and exploited during the daily hot wash and the After Action Review (AAR).

WISDOM – Use Cases

Lt.Col. Massimo Frangella (ITA Air Force)

NATO M&S CoE



1 Introduction

The Modelling & Simulation Centre of Excellence's (M&S COE) idea of the Wargame Interactive Scenario Digital Overlay Model (WISDOM) was born at the end of 2019. It is a “big box” of different tools, models, applications, experiences and best practices coming from this Centre's past developments from 2014 – 2018. It is a training portal, where it is possible to configure several

different wargaming scenarios aimed to lead military, civilian or mixed audiences to make wiser decisions. WISDOM is designed as a multipurpose tool able to display its information in digital overlays using raw scenario data and more. It has been developed using open source solutions and state of art data center configuration for distributed and federated users. WISDOM helps to better understand a scenario or a complex operational environment through the use of a digital tool. It allows an easier way to interact when looking for information about the different fields composing a scenario.

Wargaming in general, and WISDOM in particular, can be utilized for very different purposes: training and exercises, the planning process and mission rehearsal, concept development, experimentation and validation.

One scenario already available on WISDOM is ARCHARIA, which was developed for NATO ACT in the process of their Urbanization Project (UP). The UP's primary aim was to provide recommendations to NATO's top-level decision-makers about the challenges future megacities pose to Alliance operations. ARCHARIA is a future mega city scenario that includes about 250 ordered layers using the PMESII structure.

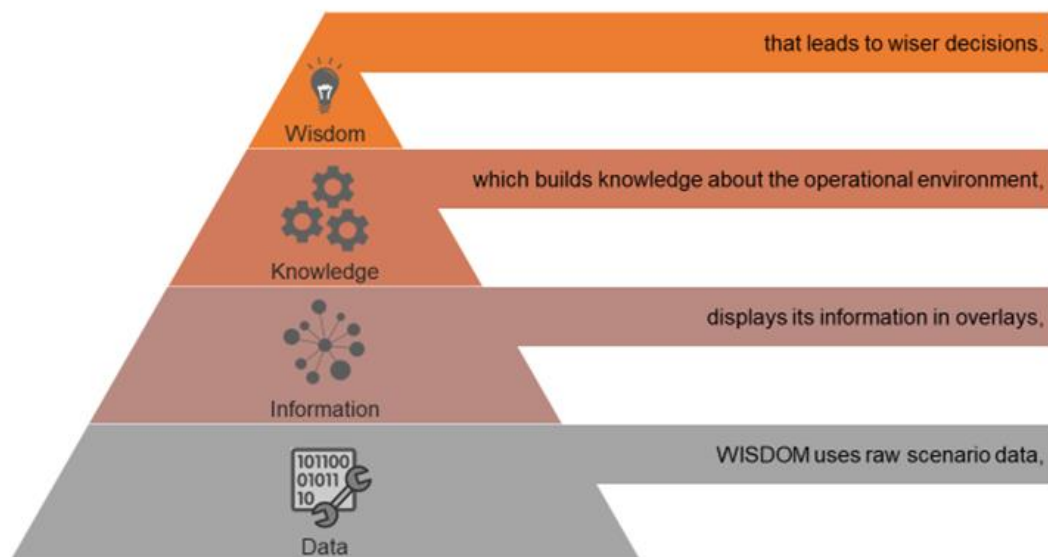


Figure 1 The main concept behind WISDOM project

2 Use Cases

Since the first release, WISDOM has been proven to successfully support many projects with different aims

providing a valuable asset for both participants and analysts. Here are some major examples where this platform has been used:

Utility of Autonomous Systems (AxS) in an Urban Environment, University of New South Wales (UNSW) Wargame (Brisbane, Australia, March 2021)

The aim of the wargame, based upon a table-top matrix block methodology, was to identify and measure the impact of Utility of Autonomous Systems AxS in a future multi-domain joint urban operation, and the ethical challenges this presents in order to provide recommendations for conceptual thinking, consideration of future ethical frameworks and capability development.

The wargaming event used an adapted ARCHARIA scenario, tailored by the FABARIS company, over the course of a couple of weeks, making specific changes in the basemap, ORBAT and in the set-up of a specifically drawn Area of Interest for a future urban littoral city permitting amphibious, high-intensity warfighting and stability operations. The 250 data layers within the model provided detailed information on the city of ARCHARIA to aid COA planning and Intelligence Preparation of the Battlespace (IPB). During the wargame, both the model and a table top map were used to display the actions/movements of the various team players. The actions recorded in the model were available for later analysis.



Figure 2 2D view of the Archaria Scenario

WISDOM supported, in a distributed way, the assessment of the operational impact arising from the addition of specialized urban warfare equipment to future Australian Defense Forces urban operations.

“Future Operations: Planning to Protect Civilians in an Urban Environment.” (Munster, Germany, 2021)

The Table Top Exercise (TTX) was organized and financed by the ONG PAX for Peace with support of the Dutch Ministry of Foreign Affairs and was hosted and supported by I GNC (German/Netherlands) Corps.

The aim of the project was to stimulate a comprehensive approach by enabling military planners and operators, political/diplomatic reps, innovators, humanitarians and advocates to experience and mitigate in real time the impacts of planning and operational decisions in an increasingly urbanized environment, a key challenge for protecting civilians. The wargaming event, using the ARCHARIA scenario, was focused on the operational dilemmas faced by a military force with regards to the effective application of NATO’s Protection of Civilian’s (PoC) Policy and Military Concept within complex and high intensity conflict scenarios. The purpose was to enhance Command Staff awareness and understanding of NATO’s PoC policy that impact specific functional areas

within the context of an Article V scenario against a near peer competitor.

The tailoring of the ARCHARIA scenario was completed by FABARIS in about three weeks, and was facilitated similar to the UNSW wargame, by a group of military subject matter experts from the Cordillera Applications Group (CAG), who were led by the event's adjudicator, world-renowned strategist and best-selling author, David Kilcullen. WISDOM supported, in a distributed way, the stress test of NATO's PoC policy, identifying capability and doctrinal shortfalls, as well as ethical challenges.

The NATO Military Committee directed SAS-151 (an activity within NATO's Science & Technology Organization) and Allied Command Transformation to undertake IFC Concept Development and Experimentation, due to travel restrictions put in place by many governments in response to the pandemic. The SAS-151 and Allied Command Transformation decided to design and execute the Intermediate Force Capability Joint Wargame virtually. In this context, the NATO M&S COE provided, without company support, a tailored Archaria scenario in order to enable a common framework platform in order to design, develop and play the IFC Joint Wargame (execution was from 1 to 4 Nov 2021).

Intermediate Force Capabilities (IFC) Joint Wargame (Distributed, November 2021)

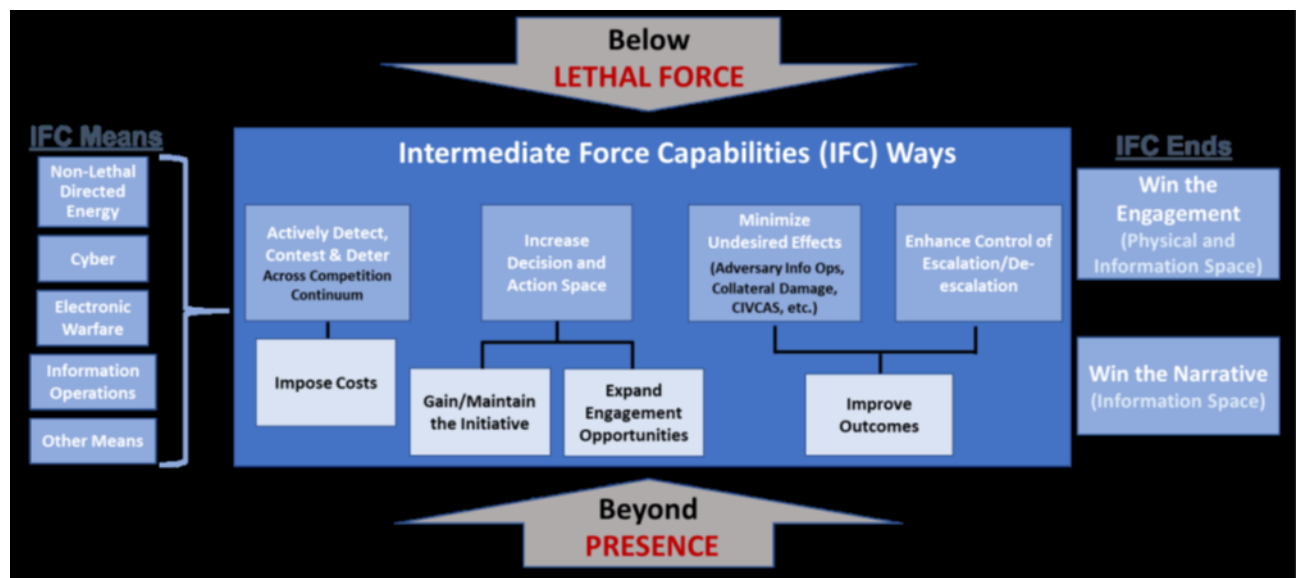


Figure 3: The main concept behind IFC project

The IFC Joint Wargame's aim is to evaluate whether IFCs can make a difference to mission success and have the potential to improve operational effectiveness by allowing the more judicious use of force to escalate/de-escalate the situation against hybrid threats in the grey zone, in order to enhance force protection (FP), mitigate the risk of collateral damage, and meet NATO's stated obligations for Protection of Civilians (PoC).

3 Conclusion

WISDOM is designed to evolve over time in order to support other kinds of scenarios, requirements and new emerging technologies. It is built to allow the

introduction and incorporation of new concepts, technologies and operational requests required by users. Every audience usually needs to meet their own unique training objectives through the use of a digitalized platform of tools able to facilitate wargaming events, mission rehearsal, decision making process and computer assisted exercises. WISDOM, and all current scenarios, are located on a server at the M&S COE facility. The users receive limited online access to WISDOM through a web interface. The M&S COE sets up dedicated login credentials to give access only to the required scenario. Participants cannot make any changes on WISDOM. Only the M&S COE has full control of

WISDOM and determines who uses the model, when the model is used and what the user can do.

WISDOM is the future venue where all training objectives can be met and the model able to facilitate units exploring new scenarios during different kinds of events.

Model virtualization represents a key enabler for the NATO M&S COE, bringing benefits for future NATO and Allied nations' significant projects in terms of flexibility, cost, scalability, reliability, and overall performance in distributed and federated architectures.

Part 2:

CA²X² Forum 2021

COMPUTER ASSISTED ANALYSIS, EXERCISE, EXPERIMENTATION

16th NATO CA²X² FORUM

Virtual Edition
4TH-8TH OCTOBER 2021

Followed by the:
M&S Sprint Week
11TH-15TH OCTOBER 2021

WWW.MSCOE.ORG



The NATO Modelling and Simulation Centre of Excellence team thanks you for participating the 2021 Forum.

The CA²X² Forum 2021

Sponsor Recognition



*The NATO Modelling and Simulation Centre of Excellence wishes to thank the sponsors
for their contribution to this year's conference and for assisting with making it an incredible achievement.*

*Stefano LO STORTO
Col. ITA Army
NATO M&S CoE DIRECTOR*

A handwritten signature in black ink, appearing to be "S. Lo Storto", written over the printed name.



This book contains the proceedings of NATO M&S CoE's Computer Aided Analysis, Exercise, Experimentation annual conference held, online from 4-8 October 2021.

The principal theme for the conference was:

'Modelling and Simulation Enabling NATO and Nations'

Through a team effort at the M&S COE we have captured the articles from the CA2X2 Forum allowing our readers to reference the great work done by some of the contributors. Please use these articles as inspiration for further collaboration and contributions to these important topics.

*Thank you for the contributions to the forum,
the insightful questions and discussion to advance these topics.
For those that were unable to participate, this collection of articles will help you understand the level of expertise and professionalism that was displayed during the forum.
Enjoy.*

If you wish to provide feedback, please send it to us at: info@mscoe.org.

Thank you and good reading!

The NATO Modelling and Simulation Centre of Excellence

5G, the fast network for the battlefield: digital transformation overview

Giovanni Gasbarrone
ANUTEI Vice President
National Association of Italian Army Technical Officers
giovanni.gasbarrone@tin.it

Abstract

Next generation 5G wireless technologies represent a revolution in military operations that will change the way of operations, from training to logistics to the tactics, operational and strategic of warfare.

Drones have already entered best practice for battle theater operations and can be used for both coastal research and military base camp security. Currently, drones function simply as an additional "eye" in military operations, but they will soon have a "brain" based on artificial intelligence (AI) and big data, and will be able to operate undercover autonomous driving. 5G. It will be presented a simulation & modelling concept.

Use case : 5G enables new solutions for high-risk civilian and military activities and operations such as the removal of anti-personnel mines or explosives. For example, 5G allows unmanned operation of excavators for the removal of anti-personnel mines. In fact, it instantly provides high-resolution video and thanks to the very low latency of a few milliseconds, it allows you to operate remotely in real time with the tactile internet.

1 Introduction

The Telecommunication industry is playing a crucial role in enabling this digital transformation that is affecting all vertical markets (Finance, Automotive, Public Sector, Healthcare ...).

The increasing availability of technological platforms in a perspective of convergence between Mobile, Artificial Intelligence, Cloud, Big Data / Analytics is dramatically changing the way we live, work, and interact. This trend is part of the Fourth Industrial Revolution, called "Industry 4.0".

Telecom operators' share of the industry profits show a constant decrease in revenues, despite their fundamental

role in enabling digital transformation in all industries and public sector

The new investment and business opportunity scenarios for ICT enterprise, professionals and engineers are linked to the development of LTE and 5G technologies in the mobile and in the fiber infrastructure and Cloud with the emergence of Software Defined Network architectures in networks whose security and resilience are at the centre of the Investments. The new business models respond to the growing market demand for "ultra-broadband-enabled mobile data applications" which are central to the vertical markets of Industry Finance, Tourism, Public Sector, Automotive, Energy, PA-Defence. Industry 4.0 is at the centre of the "digital Transformation" of Telecommunications and benefits from the new 5G network architectures envisaged in the 5G operators development programs. The telecommunications industry has provided all the building blocks of the infrastructures: fixed and mobile broadband access network, core infrastructure, interconnection and cloud application platforms.

2 Digital Transformation & Telco Industry for dual use military applications

The whole process of digital transformation will depend on the Telecommunication Industry which is enabling changes also in the organization of work as in the case of smart working. Operators tend to differentiate themselves both in business models and in the services offered to Business and Consumer customers. However, despite the role played by the Telecommunication Industry is fundamental in the acceleration of the digital transformation in business processes, we do not find a similar advantage with a significant confirmation in the increase in value for the Telco operators that have contributed to this development. This despite new investments in networks and infrastructure innovation. The closer the performances of the Telco operators are, thanks to better performing networks, the more difficult it is to stand out, thus leading the industry to search for new business models and meet customer needs through innovation. An explosion of services, however, that does not generate an equally significant growth in benefits for telecommunications operators caused by the migration of revenues from Telco operators to Over the Top. We are thus witnessing rapidly changing business models, a paradigm leap in technology with IP and SDN infrastructures, and the convergence of Cloud, Mobile, Social and Big Data platforms. Everything is changing in the

telecommunications industry with unprecedented acceleration that is taking shape with 5G.-

5G business models meet a growing market demand for ultra- broadband-enabled data applications within vertical market segments including Finance, Tourism, Public transportation, Energy and Defence. Furthermore, enterprise mobile applications will receive benefit from lower latency and improved spectrum efficiency (i.e.

Software Defined Radio and Cognitive Radio in a increasing overall network capacity). Delay and latency are fundamental to developing new services in 5G market: 5G is not only an evolution of the current 4G - LTE but it is presented as a paradigm leap that will lead to the opening of new scenarios and to the development of services and business models in vertical markets.

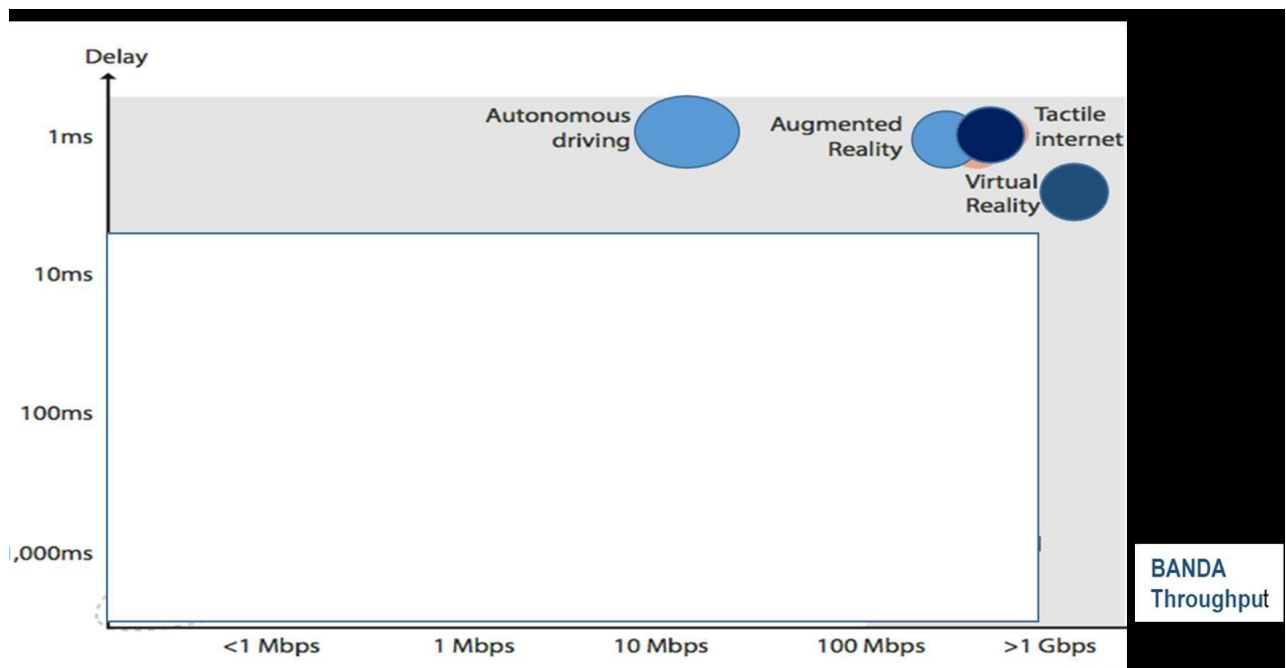


Figure 1 – Delay vs Throughput in 5G services

The new 5G mobile network will increase connection speeds by integrating more access modes, far superior to 4G, and will guarantee very low latency times, and in consideration of high performance will enable the connection of wireless devices and sensors in the architecture IOT. The 5G network is designed for the new cyber security scenarios by offering resilience and mitigating attempts to violate the mobile telecommunications infrastructure. With these characteristics, 5G will lead to the creation of services that will change the way people live, produce, work and move. For these reasons, the advent of 5G is an integral part of the Fourth Industrial Revolution, Smart land circumstances.



Figure 2

Tools and methodologies for dual use applications modelling will be presented, in order to be aware about this research area.



Figure 3

A fundamental issue is to think long-term scenarios and to provide true market projections for the 5G next generation wave. To this purpose, specific tools and business models with a particular stress on the economics and revenues drivers have been developed in the best practice. The use of simulators will facilitate the understanding of the initial situation and its possible evolutions, as well the identification of the future economical potentialities.

The purpose of this simulation model is to construct a system that can provide with preliminary evaluation for a range of major scenarios in dual use military applications. The model is able to provide market forecasts for a range of wireless telecommunication businesses including 5G, existing wireless as well as new opportunities to form part of the overall business plan. The business model tool provides good results based on the input information. However, high quality and reliable results will require intervention from a skilled analyst to input and interpret other factors such as likely competitive environment - therefore the user will need to be highly skilled in understanding telecommunications markets.

Today big players in 5G emerging military applications are defining strategic priorities and simulations models

We need to reinvent 5G business model in a Cloud Centric Network Sharing Platform, furthermore we need to imagine the role of the Wireless Service Provider of the Future.

Key words are ICT Cloud centric network sharing platforms and Internet of Things

Use cases need to be described in vertical markets: smart mobility / connected military vehicles. We envisage a new market push in 5G due to Telco infrastructure enhancements to broaden the opportunity for IoT and M2M applications.

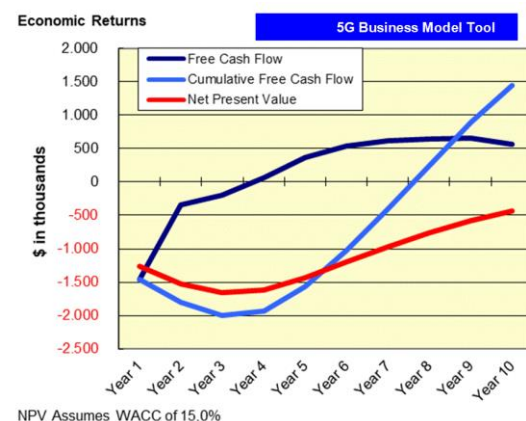


Figure 4:

3 ICT trends and 5G: Maintaining the promise

The digital transformation in vertical markets and public sector shows that these interdependent trends are "transforming the way people and businesses relate to technology"

The Industry 4.0 transformation process must however be placed as a piece of the more general process of technological change that will affect, sector by sector, all segments of the economy: from Public Administration to energy industry, from tourism to pharmaceuticals. A process of transformation that will be characterized by an important process of technological deflation, inevitably connected to the progressive dematerialisation of production processes and products. Business models are key to understand future market developments.

The impact of the smart factory will bring organizational changes and therefore to labor contracts and industrial relations. In a scenario characterized, thanks to the domination of technology, by greater collaboration and the presence of high professionalism, rather than the mere elaboration of orders and directives, a work paradigm emerges in which the very dimension of the contract and the dependency relationship between worker and company is revolutionized.



Figure 5

4 5G: the big picture

5G will provide intelligent access in IOT and broadband wireless connections. Big Data and mobile will be key in enterprise market development. Social media and IOT platforms will be a disruptive wave. New social analytics and mobile tools will be key in the digital transformation scenario. The new ways of communicating, of people and companies, and the explosion of applications made available intuitively through the app store model, cause not only a continuous growth of data traffic, but also variations in the mix of types of traffic and more stronger end-to-end quality requirements. An in-depth analysis is available in the IoRoma technical magazine:

<https://rivista.ording.roma.it/digital-transformation-2/>

In urban mobility, we understand that mobile device interactions are passive as users accept information from social media and mobile apps, delivered from intelligent systems in cloud architecture. Next generation communication systems are expected to be intelligent in nature, as well as providing a platform for operators to effectively exploit their network resources in an era where spectral resources are at a premium.

The smart cities can be designed based on cognitive radio which is meant for spectrum sensing and spatial sensing. It also uses the massive MIMO and the heterogeneous network which uses small cells called Femto / Pico cell. The Digital Transformation and the 5G are two sides of the same coin and enable the new revolution of Industry 4.0 as examined in the article taken from the event on Industry 4.0 that is available on the journal IoRoma

5 Evolution of Telecommunication transmission infrastructure Beyond 5G: Software Defined Radio and Cognitive Radio technologies.

The Evolution of Telecommunications transmission infrastructures beyond 5G will be influenced by cognitive radio technologies & self-organizing functionalities.

The possibilities of integration between 5G technology and Cognitive Radio, will provide a series of benefits including greater energy efficiency, a reduction in interference and greater coverage both in the spectrum of licensees and in that of non licensees. The topic of Dynamic Spectrum Access (DSA) is thus treated in university research and regulatory activities in Software Defined Radio and Cognitive Radio communications in Italy and in international organizations, presenting the Cognitive Radio technology as an evolution of the SDRs and as valid solution to overcome the limit of availability of the radio spectrum. In general terms, Cognitive Radio is the intelligent technology that explores the spectrum by exploiting the holes of the unlicensed or underused frequencies and their spatial availability. In the 5G communication network, devices such as smartphones interact with the base radio stations of the cellular network and receive indications in which spectrum they can find more favorable conditions in terms of greater availability for frequencies and bit rates. This technology, capable of guaranteeing dynamic and no longer static access to the radio spectrum, however, presents

complexities for its implementation, linked in particular to the aspects of legislation and regulation of access to frequencies.

One of the main problems of a Cognitive Radio (CR) and SDR architecture for 5G systems is the enormous energy requirement to support the cognitive abilities of mobile devices. CR has a high complexity linked to implementations with artificial intelligence chips and applications. Furthermore, there are further limitations related to the realization of CR for 5G that require devices with high computational complexity to analyze and perceive the entire spectrum range with good sensitivity and quality. However, this evolution of 5G with the integration of SDR / CR in its radio architecture, even if it now appears an uphill road, will become unavoidable to fully implement the IOT architectures. Smart City and for the smart factory in the Industry 4.0 scenario. The new “Next generation” communication systems are already born intelligent, and will provide operators with a platform that will allow them to make the best use of the scarce

spectrum resource thanks to an etergenic network architecture that requires Cognitive Radio to be implemented. Smart cities may be designed based on cognitive radio which uses "spectrum sensing" and "spatial sensing". The “massive MIMO” antennas and the “heterogeneous networks” using the Femto / Pico cell “small cells” are used.

6 Dynamic Spectrum Access (DSA)

Both cognitive radio (CR) and the fifth generation of wireless networks with 5G standards are considered the new technologies that will enable new business models: while on the one hand, Cognitive Radio offers the possibility to significantly increase the efficiency of the spectrum. used by end users (CR users) thanks to the use of unlicensed frequency gaps and the level of use of the available bands, on the other hand, 5G enables ultra-broadband interconnection with applications with Quality of Service (QoS) services defined for user classes differentiated for purposes and scenarios.



Figure 6

The growing demand for multimedia and internet access in portable devices has led in recent years towards an ever greater demand for access to the spectrum in certain bands, causing an overload of the frequencies involved. Cognitive Radio: regulation issues and Mobile Industry vision .In GSMA the debate is still open and starts from

GSMA Mobile Policy Handbook The main concern is that Cognitive Radio and SDR technology will in no way reduce the need to harmonize and regulate the radio spectrum: “Cognitive radio technologies will not reduce the need for harmonized mobile spectrum anytime soon.

7 5G Cyber security challenges in a post-pandemic world

Accessing corporate resources remotely through virtual private networks (VPN) has traditionally led to a more secure access policy; the need to introduce remote work has resulted in more permissive VPN access policies, which is creating security risks that provide severe threat to corporate networks. We need to improve security based on passwords and move to multi-factor authentication. We can take this COVID threat as an opportunity to improve our security policy and delete old

practices, such as passwords without security strong authentication rules, we have the opportunity to move on to more secure technologies. However, "multi vector" DDOS attacks occur at various levels and affect all architectural components according to precise strategies that aim to overcome defenses by saturating them to reach the user application such as in the smart factory. The figure expresses the coexistence of "multi vector" attacks at a conceptual level. Therefore, a cyber-attack on user applications affects 4G-5G mobile infrastructures with SDN, NFV and Cloud infrastructures



Figure 7

8 References

- [1] Giovanni Gasbarrone, "Digital Transformation and Industry 4.0", in IoRoma ,
- <https://rivista.ording.roma.it/industry-4-0-come-la-digital-transformation-incide-nella-rivoluzione-industriale/>
- [2] Giovanni Gasbarrone "On 5G in a post pandemic

world", IOTHINGSMAG,

- <http://www.iotthingsmag.com/5g-e-sicurezza/>

- [3] Giovanni Gasbarrone "5G -Smart Working " Agenda Digitale- 5G cosa cambia per il mondo del lavoro"
<https://www.agendadigitale.eu/infrastrutture/5g-cosa-cambia-per-il-mondo-del-lavoro/>

- [4] Giovanni Gasbarrone "INDUSTRY 4.0" 5G e Industria

4.0, il ruolo delle TELCO per la quarta rivoluzione industriale :

<https://www.agendadigitale.eu/infrastrutture/5g-e-industria-4-0-ecco-il-ruolo-delle-telco-per-la-quarta-rivoluzione-industriale/>

[5] Giovanni Gasbarrone “Cybersecurity a prova di 5G, così nasce la resilience by design”

-

<https://www.agendadigitale.eu/infrastrutture/cybersecurity-a-prova-di-5g-cosi-nasce-la-resilience-by-design/>

[6] Giovanni Gasbarrone “Cybersecurity per IoT e 5G, il ruolo strategico degli standard”

- <https://www.agendadigitale.eu/sicurezza/cybersecurity-per-iot-e-5g-il-ruolo-strategico-degli-standard/>

[7] Giovanni Gasbarrone “Cognitive Radio e Software Defined Radio per le reti di Telecomunicazione “

in IoRoma , technical magazine - Ordine Ingegneri di Roma

<https://rivista.ording.roma.it/cognitive-radio-e-software-defined-radio-per-le-reti-di-telecomunicazione/>

The STRATEGIC project: Innovative automated analysis tools for After Action Review (AAR) using AI and modeling & simulation

Ariane Bitoun, MASA Group, 8, rue de la Michodière, FRANCE, ariane.bitoun@masagroup.net

Anne-Gwenn Bosser, ENIB, Lab-STICC, FRANCE, anne-gwenn.bosser@enib.fr

François Legras, Independent Researcher, FRANCE, legrasf@me.com

Hans ten Bergen, MASA Group, 8, rue de la Michodière, FRANCE, hans.tenbergen@masagroup.net

Abstract

During a training session using simulations, all information is recorded for replay, visualization and detailed analysis purposes. Classical After Action Review (AAR) tools offer many functionalities to zoom in on a specific moment or to give general feedback on the choices of the trainees. The materials trainers generally use are scores, videos and screenshots, which they have to enrich manually.

The STRATEGIC research project proposes innovative automated analysis tools, based on artificial intelligence and modelling & simulation. Our work focuses on three strategic pillars: :

- *a narrative reconstruction of the causality of the events using a graph model. This helps in understanding the consequences of the trainee's choices and highlights the key events of the session, thus facilitating communication during the debriefing session.*
- *an automatic generation of enriched operational diagrams offering smart synthesis of the tactical situation and its history: local force ratio, tactical lines, main effects of missions, contextual units capacities, ...*
- *interactive pictures for alternative solutions exploration*

Early results are so promising that the french land Army ordered many smart diagrams; not only for 3A and supervision of training sessions, but also for intelligence valuation. In the future it could be also used as a decision support & alert system at HQ.

1 Taking After Action Review (AAR) to the Next Level

1.1 Existing AAR tools for simulation-based training

Broadly speaking, a training session starts with a preparation phase, where the realistic operational environment is created, followed by an exercise phase where all the trainees take part in the simulation and, finally, a debriefing phase, also called After Action Review (AAR) where the stakeholders have an interactive discussion in order to understand what happened during the exercise and why, as well as how to improve or sustain performance in similar situations in the future. Duration and timing of the discussion are very important: too many details lead to a lack of concentration among the participants and inadequate timing tends to make the participants forget the real reasons that made them choose a specific course of action.

AAR refers to activities including verbal feedback, analysis of tactical situations, review of audio and video recording, and playback of the training session. Training can be prepared for an individual or group of individuals. The goal of the AAR is to provide feedback on performance during and after the exercise and to guide the trainees through the discovery of their strengths and weaknesses. The intention is for all those involved to discuss and learn from the information presented at the review.

Just as there is no one correct way to conduct an AAR, there is also no one correct way to automate an AAR. There are common requirements to be met in all types of training and AAR. Interviews with army observers/controllers at various combat training centers (Dyer, 2005) (Salter, 2007) clearly indicate that automation that improves training recall and diagnosis is desirable. Dyer et al (Dyer, 2005) noted that "AAR aids should assist the trainer, and should be used when they are "value added". The statement indicates that automated AAR should be geared toward assisting the trainer and not as a replacement for the trainer. According to (C.L Johnson, 2008), one of the biggest flaws of automated AAR tools is inability to determine cause and effect relationships and connections between events. Available AAR automations easily list events, but do not assist the trainer in linking these events to the mission plan.

Indeed, an effective AAR relies on accurate perception of the training events. As often happens when humans are

involved, perceptions can be quite diverse among people viewing the same thing. Because computers and software are available to track or simulate battle participants, it is possible to present the ground truth of the situation in addition to the perceived truth during the AAR session. By allowing the trainee and the trainer to see the ground truth of the event rather than just their own perceived truth, the first steps of the learning process are begun.

1.2 Linear Logic (LL) and Planning for storytelling

In Artificial Intelligence, task planning is the problem of selecting an ordered list of actions, starting with a set of possible initial states, to achieve a particular goal state. It has numerous applications in robotics, scheduling, resource planning and even automated programming.

Physical behavior of a particular system associated with an action is summarized through a list of preconditions and a list of effects for the action, providing a discrete abstraction of system behavior. When an action is triggered, the environment is effectively modified in accordance with the described effects, eventually rendering other actions operationalizable depending on whether preconditions are now matched in the environment. Task plans based on such representation of action and change achieves a coherent sequence of actions with regards to causality, and has thus featured among popular techniques in the field of narrative generation and interactive storytelling: from a baseline representation of narrative actions or events (encompassing narrative material such as characters, objects, or even their knowledge or emotional states), stories can be represented, generated, and studied as a partially ordered plan of actions.

Among languages for representing actions for the use of planners are STRIPS, or PDDL. Using such standardised languages permits the use of a variety of planners, one example being for the generation of stories from raw material. In (Bosser 2010), Linear Logic (LL) has been proposed as an alternative to planning-based languages for the representation of baseline narrative actions and plot specification, based on the establishment of a strong connection between proofs in Linear Logic and action plans (Masseron Tollu Vauzeilles).

In LL, an action a can be encoded by means of the linear implication \multimap : $a: q_0 \otimes \dots \otimes q_i \multimap r_0 \otimes \dots \otimes r_j$, where q_k and r_k are resources of the simulation.

This expression means that all of q_k will be consumed after performing action a , while all of r_0 will be produced. For a to be performed, all of q_k must be available.

While this may not be an off-the-shelf solution for the real-time generation of original plots using baseline descriptions such as in AI planning, it has the advantage of relying on a strongly grounded logical framework founded on a low level resource-based description, which on its emergence opened the door to establishing and verifying properties of stories represented as Linear Logic proofs (Bosser ITP 2011). Analyzing the flow of resources throughout the sequence of unfolding action also allows the automatic construction of fine-grained diagrams that display the network of contributing causes, and the relationships between actions in a story (Martens 2013).

1.3 Narrative debriefing for simulation-based training

The large amount of data generated during training using simulation may complicate the AAR. To remedy this, we propose to develop a narrative creation toolkit that will assist human explanations, in terms of a story (or narrative) describing a given simulation session, for all participants. The idea is to provide a semi-automated analysis of the session based on a narrative reconstruction of the (potential) causal links that exist between events that occurred in the simulation, and to include tools to support their structured presentation.

In the field of education or serious games, storification (Akkerman, 2009) is used to describe the creation of a causal structure by establishing links between narrative events. One of the challenges in these areas is the realization of systems to automate or semi-automate this activity in order to educate various user profiles. Conversely, studies in psychology of story understanding have also shown the importance of the perception of causal relationships between narrative events (Trabasso, 1985).

While modeling causality occupies a central place in Artificial Intelligence (AI) (Pearl, 2009), Narrative Intelligence's point of view is closer to commonsense reasoning: the narrator must select the events to be recounted, express the causal links among them, and select a level of granularity of such connections in order to make the final story meaningful. Contrary to classical approaches from AI, narrative intelligence tends to

provide an explanation in a form that is assumed to be more accessible for a human user (Riedl, 2016).

Our aim was not to provide a fully automated story construction system, such as in recent machine learning approaches: our system must support the confrontation of different points of view during debriefing and cooperative learning activities. As such, it should help each user to construct, and explain their own subjective narrative, depending on the information they had access to (depending on the roles of the participants, this may vary widely) and their decision rationale. The tutor in charge will have access to all information, and their constructed narrative will also differ.

Narrative refers to the presentation of a coherent sequence of events that combine to tell a story. According to (Mani, 2013), computational narratology is the study of narrative from the point of view of computation and information processing. It focuses on the algorithmic processes involved in creating and interpreting narratives, modeling narrative structure in terms of formal, computable representations. Its scope includes the approaches to storytelling in artificial intelligence systems and computer games, the automatic interpretation and generation of stories, and the exploration and testing of literary hypotheses through the mining of narrative structure from corpora.

Narrative structures are an important field of research in Artificial Intelligence, and have been for a long time. This is due to their ability to make knowledge explicit (Schank 1995, Reiter 2000). Technologies resulting from Interactive Narration have created a lot of interest in the fields of simulation or serious games (Cavazza, 2016). By allowing the representation of scenarios and their progression, while preserving the coherence of a story and propagating the consequences of user actions, they permit the exploration of the knowledge represented by these stories. Thus, the formalization of a narration is a structure of knowledge which extends the logic of actions, providing a framework to represent the causal and temporal aspects relating to a given situation.

The narrative representation obtained provided by these technologies offers an innovative support for the discussion between trainees and trainers. It offers a contextual view of events and the ability to understand the

causes and the consequences of each event or choice made by the trainee.

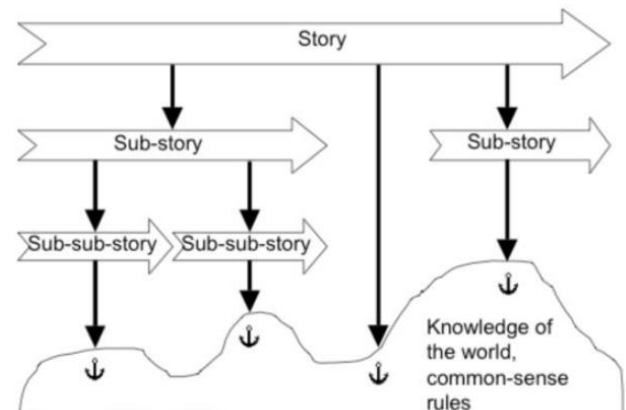


Figure 1 - Verheij's visualization of hierarchical narrative grounded in common-sense, adapted from the representation of Wagenaar, Van Koppen and Crombag (1993)

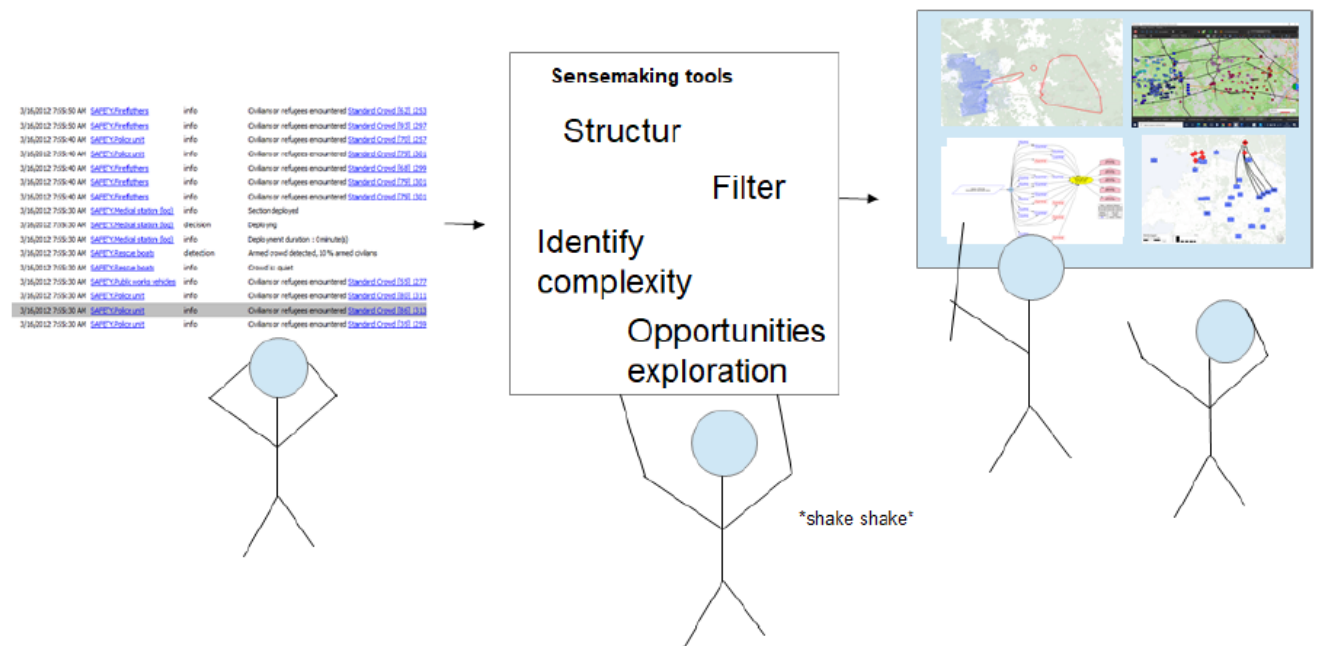
According to (Whitman Richards, 2009) the figure 1 embodies what might be considered the kernel of all narrative representations. At the top, the large arrow represents the main progression of the story: a linear set of events that proceeds, one after another, from start to finish. Beneath that are smaller arrows, representing smaller portions of the story that could be considered as stories in their own right. This nesting can continue, becoming relatively elaborate, until reaching a point where the stories represent a common-sense knowledge of the world, suggesting connections between argumentative and narrative elements (Bex, 2007). Hence, to first order, there are three common denominators amongst representations considered: (1) narratives have to do with sequences of events, (2) narratives have hierarchical structure, and (3) they are (eventually) grounded in a common sense knowledge of the world.

2 The Strategic Project

2.1 Objectives of the STRATEGIC project

As explained earlier, during a training session using simulations, all information is recorded for replay, visualization and detailed analysis purposes. Classical After Action Review (AAR) tools offer many functionalities to zoom in on a specific moment or to understand and give general feedback on the choices made by trainees. The material usually available to communicate with trainees are numerical indicators, videos and screenshots, all of which have to be manually enriched.

Simulation events



The STRATEGIC research project proposed innovative automated analysis tools, based on artificial intelligence and modelling & simulation:

- a narrative reconstruction of the event's causality in the form of a graph of events. This facilitates the understanding of the consequences of the trainee's choices and highlights the key events of the session and thus supports the communication during the debriefing session.
- an automatic generation of enriched operational pictures offering a smart synthesis of the tactical situation and its history: local force ratio, tactical lines, main effects of missions, contextual units capacities, ...
- interactive diagrams supporting the exploration of alternative solutions.

2.2 SWORD, a constructive simulation for military training

The training software we used, SWORD, relies on a constructive simulation which allows brigade and division command staff to become immersed in large-scale conflict scenarios such as stabilization operations, terrorist threats or natural disasters. It simulates a diverse range of situations in realistic environments and lets trainees lead thousands of autonomous subordinate units (at platoon

and company levels) on the virtual field. Agents can receive operation orders and execute them without additional input from the players, while adapting their behavior accordingly as the situation evolves.

Models capturing such behaviors comprise two components: algorithms that make agents perceive, move, communicate and shoot, and the description of the capabilities of the underlying equipment. The simulation session database contains three different types of information:

- Data regarding the physical element: components of units are described here. Because the simulation is a constructive simulation most of the features of the equipment or units are described by their effects or their capacities. This facilitates their description in terms of action and change.
- Initialization data for the scenario contains the following information: terrain, order of battle, weather, data provided by the simulation such as events, knowledge obtained by the agents, etc.
- Data generated by the simulation describes the evolution of the situation: information describing the evolution of the game containing all events, knowledge about the environment, and all mission reports.

All this information is presented to the participants as a set of messages exchanged among the agents during the simulation that contains all the information described above. An extract of the simulation is shown below:

[07:29:47] - Report - ENG.Counter mobility platoon:
Disembarkment started

.....

[07:30:17] - Report - INF.Mortar troop: Unit detected at

.....

[07:30:17] - Report - INF.Rifle platoon: Unit detected at ...

2.3 Functional architecture

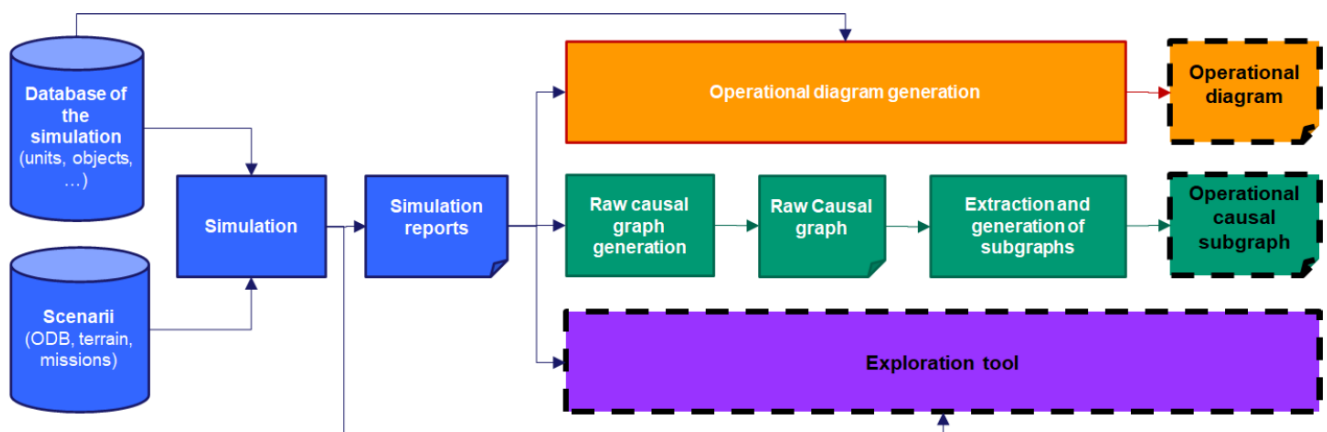


Figure 3 Functional architecture

Our work focuses on three main areas:

- an innovative and alternative conception of the representation of the tactical situation according to an operational focal point, exploiting the ontology of the simulation (effects of missions, role of units, ...) in a novel manner, and its models (ex: capacities of units, balance of power, ...), in order to allow the production of operational pictures illustrating the tactical situation at any moment in time.
- an analysis, interpretation and structuring of the reports of events resulting from the simulation in a form that allows for the employment of causal relationships: this work includes the reflection around the causality model to be adopted, as it had to be compatible with the information in the reports, and expressive enough to support an interactive construction of the explanation.
- careful consideration of the human-computer interface required to generate

o relevant and actionable narrative subgraphs

o intuitive and intelligible operational diagrams

2.4 Genericity of the solution for a variety of different scenarios

This work was based on different simulation scenarios with an increasing level of complexity: the first scenarios involved a very small number of units but still generated examples of reports allowing the implementation of the first version of the raw graph. We were thus able to program a first processing of the reports, enabling an elimination of superfluous information, retaining only the reports concerning resources and actions.

Next, we used other more operational scenarios: Egypt, Sweden and Menil Anelle. These three scenarios, ranked in order of size, made it possible to scale up the work carried out.

	Simple scenarii	Egypt	Sweden	Menil Annelle
Number of units	2-4	62	120	508
Size of the terrain (km)	50	96*111	103*54	109*70
Duration (ticks= 10s)	50	1807	3244	1662
Number of companies missions	0	91	325	670
Number of platoons missions	2-4	167	607	1620
Number of enemies detections events	50	121	191	488

Figure 3 Description of the scenario

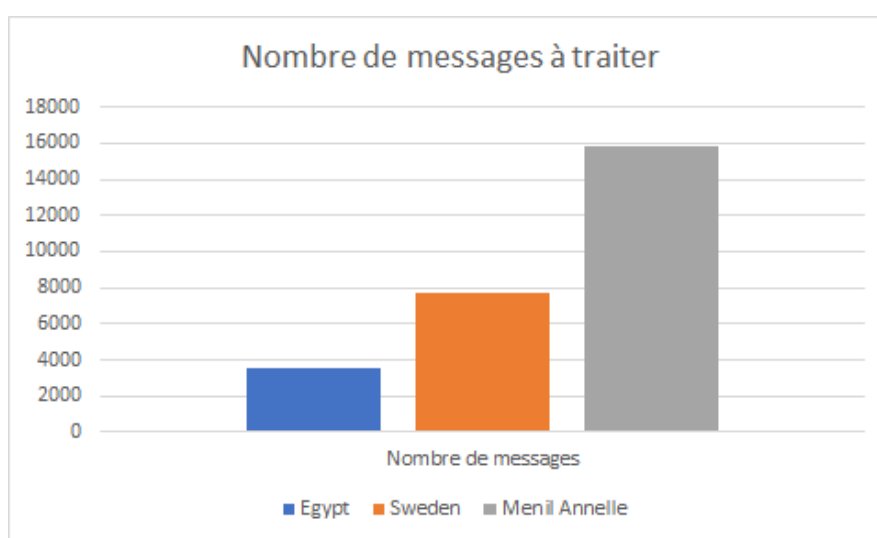


Figure 4 Number of events/reports to compute

The use of many different scenarios allowed us to validate the genericity of our technical and algorithmic solutions: different terrain, different units, different missions, ...

3 Narrative Reconstruction of the Causality of Events

The construction of the narrative support tool involves two steps: first, a raw causal graph is constructed by

translating the simulation's reports into events linked by causal relationships, then subgraphs are extracted and automatically reworked in order to be readable.

3.1 Construction of the raw causal graph: a Linear-Logic based approach to story construction and analysis

The formalization of narratives is a problem that has often

been approached in Artificial Intelligence from the perspective of representation and Reasoning about Action and Change (RAC), starting from the atomic modeling of a narrative action, and describing its impact on the environment. (Anne-Gwenn Bosser, 2010) & (Anne-Gwenn Bosser P. C., 2011) use Linear Logic (Girard, 1987) in modeling which has led to formal approaches to story analysis and property verification. Among other advantages, this approach allows for the modeling, in a declarative way, of each event, by describing its impact on the environment in terms of consumption and the production of resources. This has led to systems where stories generated from a linear-logic based declarative specification could be described by reconstructing causal relationships between events and displayed in the form of causal diagrams (Chris Martens, 2013), (Chris Martens J. F.-G., 2014).

We have produced a formal description of the translation of the traces of SWORD events into atomic actions,

thereby building blocks of the raw graph. These actions represent exactly what, in the simulation, was changed by the triggering of the corresponding events. This component provides both a method for the translation of SWORD traces into actions in the raw graph, and the construction of a graph of contributing causes. The algorithm is based on the sequential processing of the state of the simulation over time, which in the future will allow it to build the above on-the-fly as the simulation progresses (through integration in SWORD rather than as a separate component). This state maintains at each moment of the simulation the entire operational status of the simulation units, as well as the knowledge units have about each other (visibility). The current implementation uses Go, and the process takes about 500ms on a mid-range computer for our most complex scenario. The graph produced is described in dot and json formats which facilitates their processing by standard tools (visualization, processing libraries).



Figure 6 From the simulation events to the raw causal graph

The different kinds of events and reports produced by the simulation (position & state of the units, firefights, detection and move events, ...) have been translated into linear logic formulas. The diagrams obtained retrace the contributing causes of the events. The diagram above shows an example of a graph computed using a simple

scenario as a basis: a unit moves and encounters a mined area.

For example, a move can be caused by a mission, or damages can be caused by an explosion or firefights:

```

order-move: location(Y) -> mission(id, move(Y));
pathfind: mission(id, move(Y)) @ pos(id, X) @ Context(id, C) -> mission(id, move(Y)) @ pos(id, X) @ Context(id, C) @ path(X, Y);
partial-movement: mission(id, move(Y)) @ path(X, Y) @ pos(id, Z) @ Y ≠ Z -> Y ≠ Z @ mission(id, move(Y)) @ path(Y) @ pos(id, Y);
detect-block: path(X, Y) @ pos(id, Z) @ mine(Z) -> knowledge(id, block(mine(Z)));
explosion: pos(id, Z) @ mine(Z) @ context(id, C) -> pos(id, Z) @ damages(context(id, C));
pathfind: mission(id, move(Y)) @ pos(id, X) @ context(id, C) -> mission(id, move(Y)) @ context(id, C) @ pos(id, X) @ path(X, Y)
complete-movement: mission(id, move(Y)) @ path(X, Y) @ pos(id, X) -> pos(id, Y)

```

Figure 7 Example of linear logic formulas

3.2 Construction of the narrative graph

- The raw causal graph produced after the process

described above is not directly usable as they are too big, even for small scenarios. One aim of the project was to provide a set of tools, based on generic or ad-hoc

heuristics, to render it tractable for human understanding. Here are examples of heuristics we used for aggregating nodes of the raw graph into higher level narrative events or suggest entry-points for the analysis:

- - The relationship between the number of causal relationships on a set of events and the importance of perceiving an event in a story has been discussed in (Mazlack, 2004). This was used as an heuristic to highlight events of interest .
- - Spatio-temporal zones where events involve attrition were likely to correspond to exchange of fires, with many interactions between units and events. We used this as a heuristic to simplify and summarize a number of nodes into high-level ones.

The component thus offers a solution for the representation of the simulation's events in the form of a more streamlined causal graph in order to support the narration. It first applies ad-hoc simplification heuristics

and clusterization algorithms on the raw causal graph. This allows us to obtain a higher level graph, called the "narrative graph" with a greatly reduced size that makes it computationally manageable in interactive time.

	Raw Causal Graph		Narrative Graph	
Test Scenario	# nodes	# links	# nodes	# links
Egypt	1902	4021	326	503
Sweden	5760	12620	973	1429

Smart filters are then applied, and offer partial views of the narrative graph. For example, one can ask for the history of a specific unit or the inventory of events that results in getting a specific event of the simulation. The result details: the missions of the units, their moves, the enemies detected, firefight events and damages... Views can also be enriched with their temporal and spatial extensions.

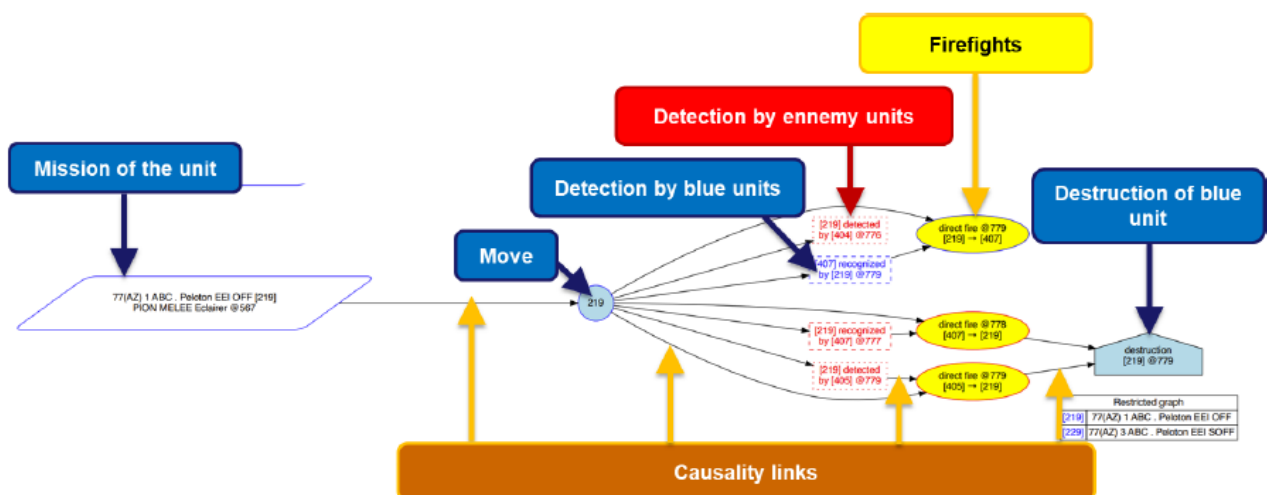


Figure 8 Narrative graph representation example: a focus on the history of a unit

Some heuristics that we considered as promising, such as the use of force ratio shifts, ultimately proved to be ineffective and redundant in spotting and factoring landmark events regarding the analysis of the causal centrality of certain nodes. On the other hand, simple mechanisms based on their spatio-temporal proximity for bringing together complex actions have proved to be very effective. They also naturally offer the highlighting of the salience of certain events from an operational point of view. From a performance point of view, the generation of the complete narrative graph may take a few minutes on the larger scenario, but once generated, the requests

receive rapid responses.

4. Automatic Generation of Enriched Operational Diagrams

In order to better understand the tactical context at a specific moment in time, to support the discussion and to offer a shared comprehension, we decided to propose smart diagrams based on the doctrinal decision parameters or directly inspired by operational synthesis generated at HQ for debriefing purposes.

4.1 Occupying The Terrain

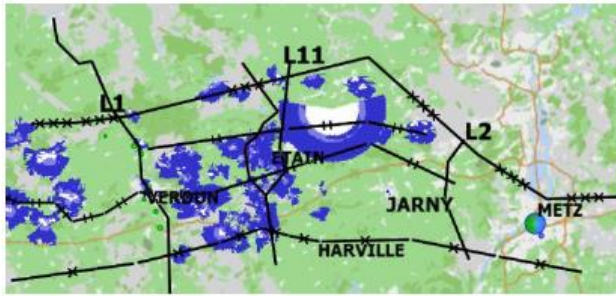


Figure 9 Contextual perception capacities

The system calculates the total area occupied by all units, the entire perception zone based on available equipment, the current missions of units, and the potential area covered by fire. These calculations can be performed on the basis of the hierarchical level of units, their equipment capacities, current missions, and positions. We directly used the capacities module of the SWORD simulation in charge of the calculation of the potential effects of the equipment of the units. Moreover, to provide an indication of the global force deployed at a glance, calculations of the density of forces could be added.

4.2 Local Force Ratio

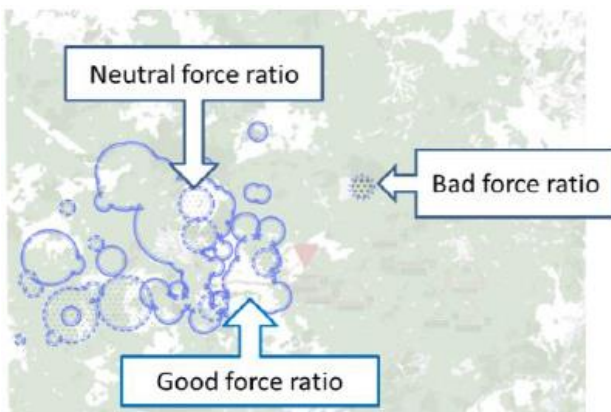


Figure 10 Local Force Ratio

The simulation calculates the force ratio of each agent based on its knowledge of the tactical situation. This is used as a decision-making parameter by autonomous units to help them determine whether they are likely to be able to accomplish their mission, or whether the situation is considered to be too dangerous (as written in the use of the force doctrine). It is therefore possible to offer a dedicated view of the local force ratios, which provides an insight into which forces, or area, may have required reinforcements.

4.3 Local Force Ratio

Commanders use common offensive and defensive control measures to synchronize the effects of combat power. Understanding and using commonly understood control measures enables commanders and staff to

develop and publish clear and concise mission orders, as well as direct tactical actions quickly, with minimal communication during execution.

Based on current missions, knowledge of enemies, and combat capacities of units, we are able to generate on the fly a global maneuver summary, which includes a calculation of tactical lines, such as the :

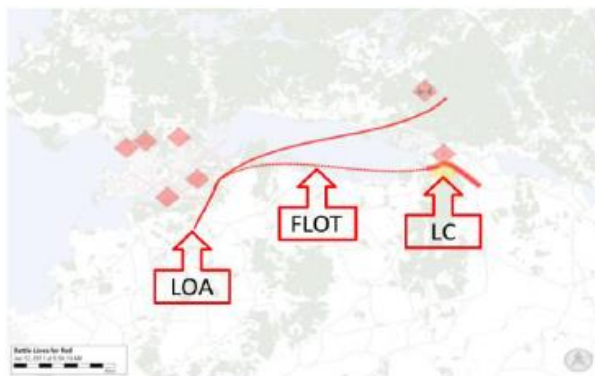


Figure 11 Tactical lines

- Forward Line of Own Troops (FLOT) that indicates the most forward position of the forces. The FLOT normally identifies the forward location of covering or screening forces.
- Limit Of Advance (LOA) is a phase line used to control the forward progress of the attack.
- Line of Contact (LC) is a general trace delineating

the location where friendly and enemy forces are engaged.

- The forward edge of the battle area (FEBA) is the foremost limit of a series of areas in which ground

combat units are deployed to coordinate fire support, the positioning of forces, or the maneuver of units, excluding areas in which covering or screening forces are operating (JP 3-09.3). The Army uses a FEBA only during defense. (Headquarters, 2019)

4.3 Local Force Ratio



Figure 12 Effect applied

To take this analysis further, we could provide a maneuver view that relies on the major expected effects regarding the enemy and terrain. For example one could produce a layer that differentiates between zones that must be recognized, conquered, controlled,

According to the past and current missions of the units, it is possible to provide a view of the main effects exerted by units on the field. For this purpose, the missions have been classified according to their main goal effect on the field and on enemies. In this first version we focused on four main effects: the intelligence, the offensive effect (attack), the defense effect (including engineering defense works) and the support. The result is an interactive layer that offers a way to choose the effect and the side. Naturally, the line of the front with an indication of the available support, the defense positions, and the scouted zones, all appear.

etc., or enemies that must be eliminated or stopped. This could be achieved through the interpretation of the advancement of current missions, and the nature of planned missions.

5. Alternative Solution Exploration Tool

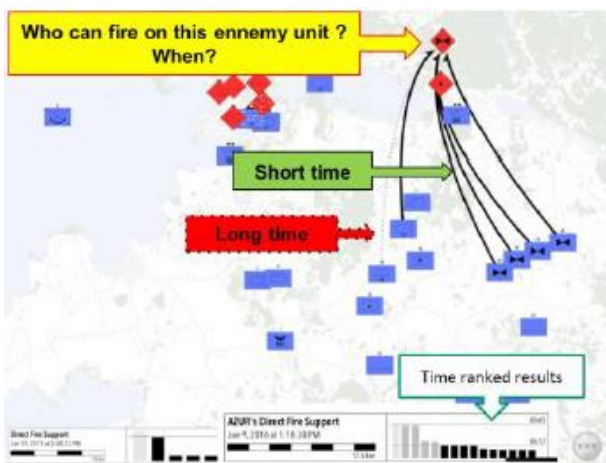


Figure 13 Delay to support calculation

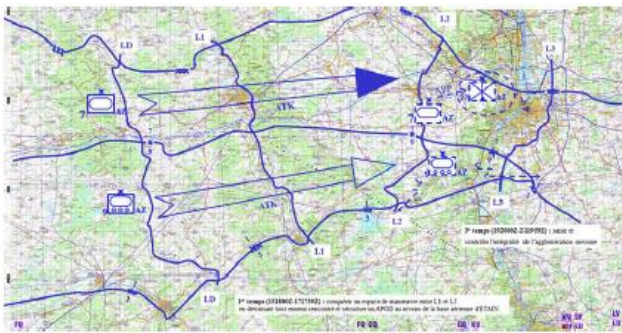
The idea here is to offer an easy way to explore possible alternatives when managing the tactical situation and in this way propose the foundation for counterfactual analysis. For each unit on the battlefield, we provide a calculation of the time taken to reach a position to support a unit facing an enemy. To achieve this, the simulation calculates the best route for each unit. This calculation takes into account all equipment capable of direct or indirect fire, known enemy positions, the terrain, friendly and enemy engineering works, tactical limits, etc.

Thanks to the simulation, it is possible to easily identify who could support a unit or fire at an enemy and within which timeframe, considering the terrain and the capabilities of the units.

6. Exploitation of the Results

6.1 Example of an Operational Use Case

6.1.1 Simulation Scenario



Blue objectives:

- Conquer the zone between lines L1 and L2 by overpowering each encountered enemy.
- Conquer the L2 line before June 17th.

Enemy objectives :

- Install two battalions on the defense line.
- Create large connected mined obstacle zones between the river and the defense line.
- Render the west of Metz a no-go zone, and retain control of the Etain airport.

The blue operation is a success, despite heavy losses. It appears that the bulk of the blue losses are made up of platoons from a reconnaissance battalion. It would

therefore appear beneficial to identify the causes of these losses, and determine whether they could have been avoided.

6.1.2 Understanding the Cause of Heavy Losses

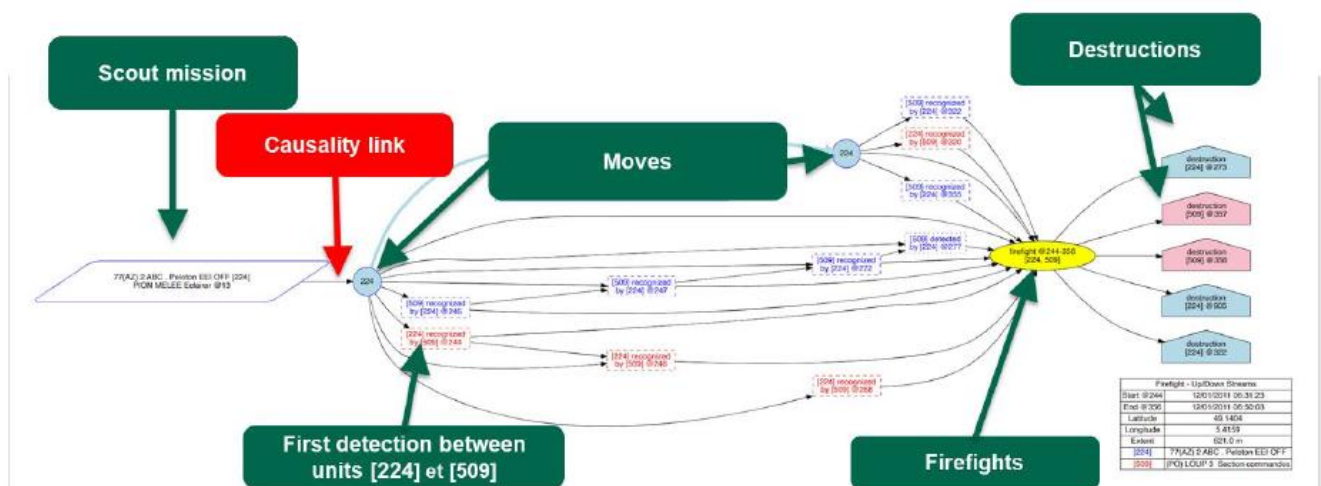


Figure 15 Narrative graph focused on unit 224

To this end, we generated a narrative graph focused on one of the destroyed scout platoons, the [224] unit.

This option makes it easy to understand and recount the unit's story: it received a scout mission at 11h35 (tick 224), at which point it moved, and two minutes later encountered the enemy unit [509]. The two units

detected each other, exchanged fire, and inflicted damage on each other between 11h43 (tick 273) and 12h21 (tick

500). Having a view of the tactical situation at this moment consequently appears highly beneficial:

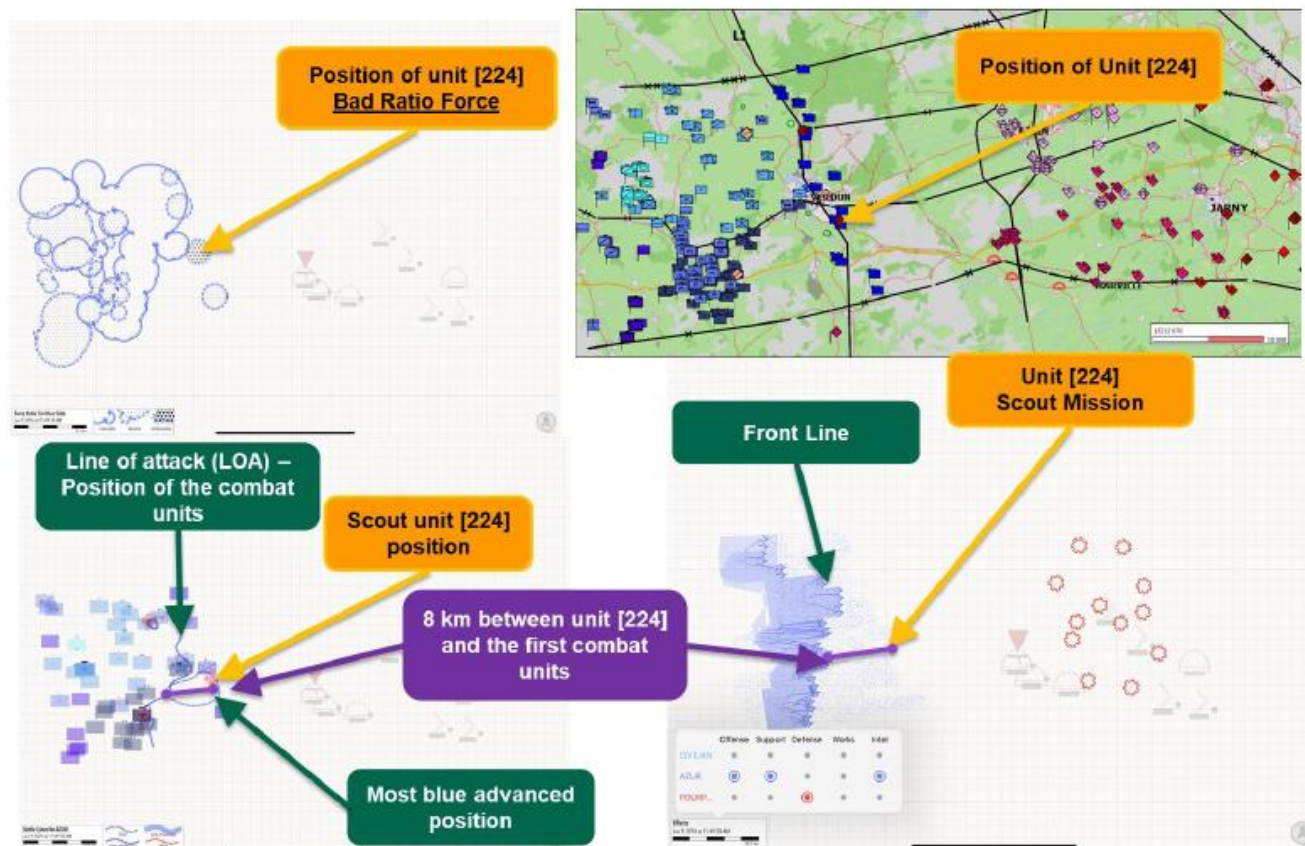


Figure 16 Tactical context of unit 224 during the firefight

These operational diagrams offer a view of the tactical context when the scout unit [224] is being shelled. The force ratio diagram indicates that it was isolated: the two other diagrams show that it was on a front more than 8 kilometers from the first combat units.

6.2 Immediate and further exploitation perspectives

Following multiple demonstrations and presentations of the project to operational and MOD staff, a variety of profiles were highly interested in the project. On one hand, the teams in charge of the SOULT training program have therefore ordered “smart diagrams” from MASA for mobile exercise supervision and AAR. On the other hand, the section of the Digital Office of the Land HQ(EMAT), in charge of analysis and operational research, also ordered smart diagrams related to the enhancement of intelligence. This section’s mission is to analyze digital data, both organic and operational, to present objective and consolidated views. Two capabilities have been ordered: the display of the contextual detection capabilities of a

camp and the interpolation of the future enemy positions.

To create his/her own version of the course of the simulation and give a point of view, rather than just building a narrative graph, the user could also receive automatically simplified portions, and combine them with the other views of the AAR tool: a map, smart pictures, indicators... Then, the exploration of counterfactual “what if” scenarios would also be possible from the simulation interface, thanks to the replay function that allows you to start the simulation again from a given timestamp. The trainee and trainers could then modify the course of action and evaluate the benefits of these changes. This counterfactual exploration offers the possibility to go beyond a simple understanding by identifying the contributing cause and events which “if they had happened in a different manner would have changed the outcome of the simulation”: it is this type of simulative reasoning that underlies the human causal interpretation.

To conclude, the use of this set of tools for sensemaking purposes in the context of decision support is an avenue

that needs to be explored. Not only are these tools naturally adapted to the needs of a command post, but it is also possible to think further ahead and dynamically process information from the battlefield to prioritize, alert, contextualize and calculate their consequences. Indeed, by creating a digital twin of the battlefield, and integrating these innovative tools, it would be possible to:

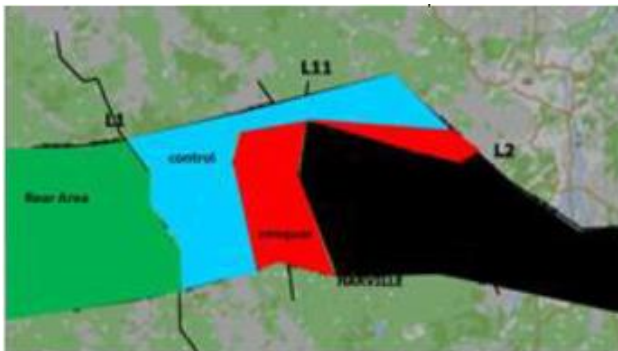


Figure 17 Context of the information

- Calculate and alert on the consequences of events: automatic alert if a current (or planned) mission is compromised by the evolution of the tactical situation. For example, the destruction of a bridge can compromise medical support or require the preparation of a new logistical route.

- Calculate smart indicators for mission monitoring: as explained earlier, it would be possible to compare the current situation to the expected one or automatically compute the reports from the field to evaluate efficiency, the evolution of events, or the risks from a specific mission.

- Identify chain of events : a study has explored the use of classification techniques to format the raw graph on a data set test using machine learning methods. These methods would then not be used for the construction of the raw graph, but we propose to explore this avenue to perform manipulable "summaries" of the graph. The contribution of machine learning methods to facilitate the understanding of this graph could be deepened and in particular be used to:

- Contextualize the information from the terrain: prioritization of information and automatic sending of alerts through intelligent information processing. Indeed, depending on its tactical context, the same information will not have the same meaning. For example, the report « Enemy unit detected at XXX position » may have totally different meanings according to the position and the context of this detection

- In the black zone, to reconnoiter, means that the scout missions are going well.

- In the red zone, to conquer, an increase in the number of enemy units could mean the arrival of reinforcements and therefore a force ratio switchover.

- In the blue zone, to be secured, new enemies should not remain in this area, it means that remaining enemy forces were not all evaluated.

- In the green zone, that is secured, enemies in this area should result in a serious alert being sent.

- o Determine the probability of the occurrence of a sequence of actions

- o Detect unlikely sequences (threshold value)

- o Predict the rest of a sequence

Many AI applications requiring trust start to turn to these methods, especially when the core of the technology remains based on symbolic methods and machine learning methods are applied to the processing of the raw graph.

All innovative solutions proposed here for decision support require two principal prerequisites:

- 1) a database containing all friendly equipment, plus presumed enemy equipment. Descriptions of all types of equipment must be accompanied by effect descriptions, to enable the simulation of the battlefield.

- 2) the integration of the command and control systems within the tools described above, with a view to importing all data into the simulation: unit positions, logistic states,

enemy knowledge, engineering work, NRBC zones, available missions, etc. We then have to design a data representation that provides an easy-to-understand, intuitive display of processed information.

7. Acknowledgments

This paper is based on the STRATEGIC research project funded by the Direction Générale de l'Armement (DGA) through the ASTRID Maturation program.

8. Conclusion

To conclude, narrative graphs used for simulation based training can be simple, or extremely complex. They let us:

- Explain the story of a unit
- Understand the role of all the units involved in a phase or firefight and its context
- Visualize the role of the units in the maneuver and assess their importance (a mission may or may not have multiple consequences)

So far we have focused on combat units and more specifically on the following events: mission, fire, movement, detection, damage. We need to add other types of units, missions and events: logistics, engineering, ... and offer an interactive graph path to obtain a global and detailed view. A learning algorithm could then propose automatic simplifications of the graph.

In addition, in order to understand the overall tactical context at an identified moment, we offer innovative and alternative views of the tactical situation, offering:

- A calculation of the capacities of the units on the ground according to the tactical context (current mission & speed of unit, weather, experience of the unit...)
- A calculation of the main effects applied on the terrain according to the missions assigned to the units
- A calculation of the force ratio (or units' local strengths) based on their knowledge of the enemy
- A calculation of the main tactical lines (FLOT, LC, LOA)

Some work has already been commissioned by the Army in a framework that goes far beyond the scope of the AAR.

9. Bibliography

Sanne Akkerman, Wilfried Admiraal, and Jantina Huizenga.

Storification in History education: A mobile game in and about medieval Amsterdam. *Computers & Education*, 52(2):449–459, 2009

Anne-Gwenn Bosser, M. C. (2010). Linear Logic for non-linear storytelling. Dans *Frontiers in Artificial Intelligence and Applications*. IOS Press.

Anne-Gwenn Bosser, P. C. (2011). Structural analysis of narratives with the Coq proof assistant. Dans *Proceedings of Interactive Theorem Proving - Second International Conference (ITP-2011)*.

Bex, F. J. (2007). "Sense-making software for crime investigation: how to combine stories and arguments?" *Law, Probability, and Risk*, 145-168.

C.L Johnson, A. G. (2008). Automated After Action Review: State-of-the-Art Review and Trends. *The Journal of Defense Modeling & Simulation*.

Cavazza, M. &. (2006). Narratology for Interactive Storytelling: A Critical Introduction. *Technologies for Interactive Digital Storytelling and Entertainment*. Third International Conference. Lecture Notes in Computer Science. Berlin: Springer.

Chris Martens, A.-G. B. (2013). Linear logic programming for narrative generation. Dans *International Conference on Logic Programming and Nonmonotonic Reasoning*. Springer.

Chris Martens, J. F.-G. (2014). Generative story worlds as linear logic programs. Dans *Seventh Intelligent Narrative Technologies Workshop*.

Dyer, J. W. (2005). "After action reviews with the Ground Soldier System. (ARI Research Report 1840)". Arlington: U.S. Army Research Institute for the Behavioral and Social Sciences.

Girard, J.-Y. (1987). Linear logic. Dans *Theoretical Computer Science*.

Girard, J.-Y. (1987). Linear logic. *Theoretical Computer Science*.

Goguen, J. (2004). CSE 87C Winter 2004 Freshman Seminar on Computational Narratology. San Diego: Department of Computer Science and Engineering, University of California. Récupéré sur

<http://cseweb.ucsd.edu/~goguen/courses/87w04/>

Harrell, D. A. (2007). *Theory and Technology for Computational Narrative*. PhD Thesis/. San Diego: Departments of Computer Science and Cognitive Science, University of California.

Headquarters, D. o. (2019). *ADP 3-90 OFFENSE AND DEFENSE*. Army Doctrine Publication.

Mani, I. (2013, january 28). *Computational Narratology*. Récupéré sur *The living handbook of narratology*: lhn.uni-hamburg.de/node/43.html

Lawrence J Mazlack. Granular causality speculations. In *Fuzzy Information, 2004. Processing NAFIPS'04. IEEE Annual Meeting of the*, volume 2, pages 690–695. IEEE, 2004.

Meister, J. C. (2003). *Computing Action. A Narratological Approach*. Berlin: de Gruyter.

Norvig, S. R. (2003). *Artificial Intelligence: A Modern Approach*. Prentice Hall.

Judea Pearl. *Causality: Models, Reasoning and Inference*. Cambridge university press, 2009.

Reiter, R. (1991). The frame problem in the situation calculus: A simple solution (sometimes) and a completeness result for goal regression. *Artificial intelligence and mathematical theory of computation: papers in honor of John McCarthy*, pp. 359–380.

M. O. Riedl. Computational narrative intelligence: a human-centered goal for artificial intelligence. In *Proceedings of the CHI 2016 Workshop on Human Centered Machine Learning*, 2016.

Salter, M. K. (2007). *After Action Reviews: Current Observations and Recommendations (ARI Research Report 1867)*. Arlington: U.S. Army Research Institute for the Behavioral and Social Sciences.

Simon, N. a. (1972). *Human problem solving*. Prentice-Hall, NJ.

Tom Trabasso and Linda L Sperry. Causal relatedness and importance of story events. *Journal of Memory and Language*, 24(5):595 – 611, 1985.

Whitman Richards, M. A. (2009). *Advancing Computational Models of Narrative* / MIT-CSAIL-TR-2009-063. Computer Science and Artificial Intelligence Laboratory.

Capt. Salvatore De Mattia (ITA Army)
NATO M&S CoE, mscoe.cde04@smd.difesa.it

Abstract

The employment of Robotics and Autonomous Systems (RAS) and robotic swarm in the future military operational environment is going to be one of the main challenges to modern warfare. Modelling and Simulation (M&S) technology allows to support Concept Development and Experimentation (CD&E) activities to develop new robotic autonomous capabilities, like robotic platforms, human-machine teaming interactions, Command and Control of robots, Artificial Intelligence for mission planning, decision support and self-training of robots and robot swarms.

The next step of the project was conducted on SWORD constructive simulator of MASA Company, where the main idea was to adapt the SWORD powerful capabilities to RAS entities in military operations, building a specific operative vignette for a proof of concept.

The combination of these aspects was born through an idea to adapt SWORD main features to automatic processes in a military operation involving RAS systems. The main task was to create a versatile synthetic platform able to develop and experiment RAS functionalities from technical, operative and informative point of view, for concepts and capabilities development.

The proposed project can be analyzed as a black box with inputs and outputs, where the SWORD RAS platform performs calculations exploiting the internal logic functions implemented inside SWORD algorithm engine. For this task, the platform developed, although has been realized according a scenario consisting of a specific operative reconnaissance vignette, it was designed in order to be flexible and parametric. In addition, an architecture of a synthetic environment is proposed in the capability development field of RAS systems, involving, besides SWORD RAS tools, also expert simulated systems (e.g. Matlab/Simulink and/or CEMA simulator) in order to investigate specific area of interest (e.g. swarm logic and/or robotics counter-measures). Implementing a synthetic-real bridge, for Live capability of the architecture, a project is proposed finalized to an electronic board development, called LoA implementation board. The mentioned board could be able to interface with synthetic environment RAS in term of behavioral code translation and with Robotic Operating System

(ROS) in order to transform a Commercial off the Shelf (COTS) unmanned in a RAS platform, with defined autonomous functions.

Keywords: Behavioral codes, RAS, synthetic environment, LVC.

1 Development of behavioral codes for the simulated RAS entities

The proposed platform represents the initial synthetic environment where different types of military operations using RAS would be verified, validated, and experimented on. The modelling and simulation RAS would not only allow for the development of new concepts with elevated technological weight, but also for the defining and development of peculiar doctrinal elements concerning the use of the RAS systems inside military organizations.

From a technical standpoint, a wargaming RAS with different teams could be implemented, for example, operators working on different simulators of the platform could implement behavioural algorithms in a RAS entity. This would serve for the goal of developing and analysing different course of action in the use of autonomous robotic systems and to consent for the improvement of behavioural logic inside the systems (Robotic Wargaming). Multiple simulations would allow for the acquisition of multiple cases for the training of the RAS platform modelled on the ample spectrum of causalities, reducing behavioural error verifiable with a processual algorithm.

The engineering capabilities applied to the modelling and simulation context, consisting of the characterization and projection of behavioural code, would give valid and essential aid in the development of real prototypes. Modelling and simulation used in the development of technological capabilities results in a significantly important process for the transformation of the military forces inside the increasingly complex and multi-factorial scenarios.

This platform could consent for the development of concepts and elements of a real RAS system. The development of a real physical object (prototype) could follow the process based on the following steps:

- identification of an unmanned platform (UAV type) based on an "open" platform to which different sensors can be connected (e.g., optical, infrared, radio frequency, radar, sound, lidar) for better versatility of use by the platform;

- modelling of the unmanned platform with the leading physical parameters to acquire the complete dynamic of the simulated entity and reach the maximum correspondence with the real platform;
- modelling of all sensors in the unmanned platform to verify the efficiency of performance with cases recreated inside the constructive environment;
- design of the behavioural algorithms (e.g., through LUA code) with defined execution priority, referring to the level of autonomy that needs to be reached in the platform. The projected algorithms will be tested inside the multiple simulations, fulfilling a **technical validation** activity when the technical-operative requisites are present;
- movement of the algorithms inside the electronic board (e.g., Field Programmable Gate Array and/or microcontrollers) adaptable and consistent with the unmanned platform to supply with the different RAS capabilities, in terms of behavioural processes to follow. In this context, modelled and simulated entities in a synthetic environment, will be tested in realistic conditions realizing an **operational validation** of the system.

The procedural flow is the base of capability development of a RAS system through M&S activities. This flow is presented in a schematic manner in Figure 1, placing weight on the different technical and operative phases that a synthetic platform could provide and to the respective interactions between different states.

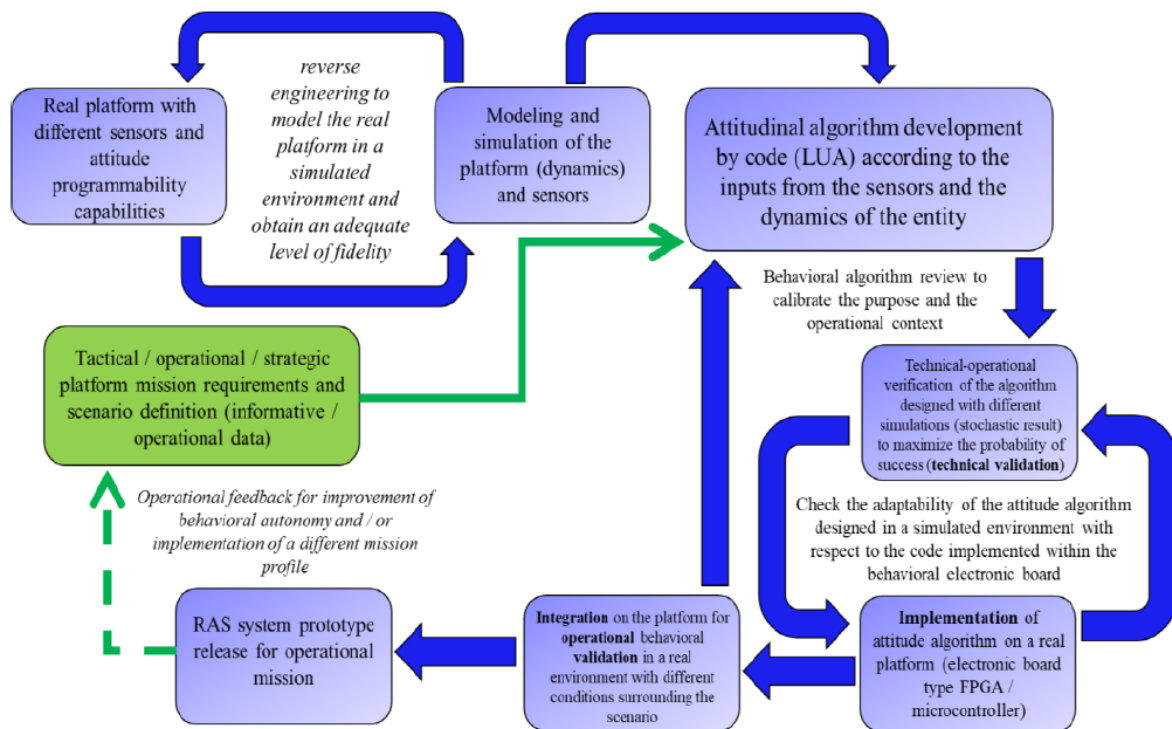


Figure 1. Procedural development flow of RAS capabilities with the aid of modelling and simulation for the consolidation of functionalities of the behavioural algorithms implemented on a RAS platform and verified with unique conditions of the scenario

Beyond the conventional use of the modelling and simulation tools, in support of decision making and training, the following relation develops an evolution of the synthetic platform with specific declination toward RAS capabilities in an unmanned platform, or in the development of compartmental codes, placing the turning point in the capability development setting. In this case, it is considered appropriate to highlight that, through the

development of design capabilities of behavioural algorithms on the platforms modelled inside the constructive setting, it was possible to develop a different concept and point of view on the use of modelling and simulation tools for the study, analysis, and potential inhibition, of procedural flows inside the decision-making engines of RAS. The development of behavioural codes on RAS platforms could conduct the following lines of actions

in the scope of the development of a RAS platform for military operations:

- through reverse engineering on the algorithms that were implemented in the behavioural board that references autonomous platforms, conducting a similar behavioural translation inside the model in the synthetic environment, to test and validate the RAS' behaviour, in different conditions around the scenarios (physical, operative, technical, and informative), consenting for the consolidation and/or integration and/or discarding of these features. This activity would require an implemented and synergistic study with the Company that constructed the RAS platform of interest;
- develop behavioural algorithms in a simulated environment, on the base of higher operative and technical cornerstones defined, in order to integrate behavioural flows tested and validated

in the synthetic environment, on a real electric board (behavioural board), to customize the autonomy of the autonomous systems. This activity would require an implemented and synergistic study with the Company for both the development of the behavioural electronic board and the potential integration of it, contextually, to the communication protocols implemented in the operative system of the robot (ROS – Robotics Operating System). In this context, it could be developed a series of behavioural libraries, to characterize both mission execution and counter-measure, consenting the operative to recreate, in a user-friendly manner, a comprehensive behavioural structure to function for a specific operation.

To summarize, **Figure 2** shows a circular scheme describing the peculiar phases of the development of a RAS capability in a military setting through a reciprocal feedback between a real and simulated world.

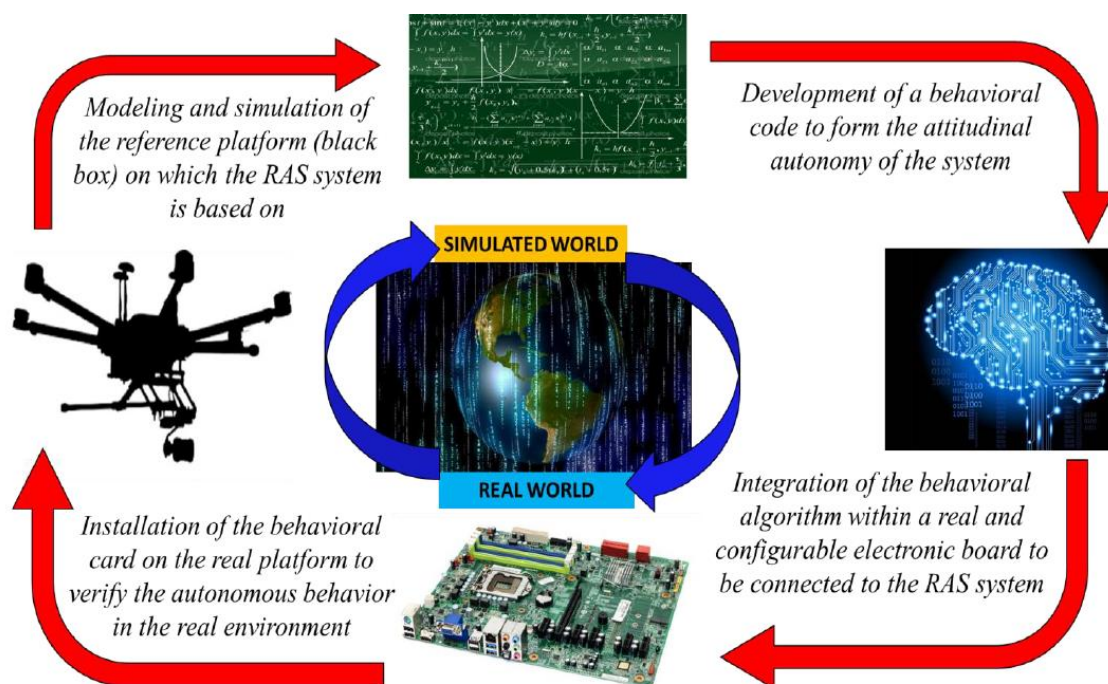


Figure 1. Main phases for the development of a RAS capability with the aid of the Modelling and Simulation tool

The design of an electronic board with integrated behavioural algorithms defined, tested, and validated in a simulated environment, with interconnected modality of autonomous system logic, would be a turning point in the autonomous robotic system setting. The interconnection and interoperability with the logic of a platform relative to sensors and dynamics, would consent for (considering an

unmanned platform as example) type COTS (Commercial off the Shelf), with low level of autonomy (Level of Autonomy – LoA = 0) remote piloting and/or waypoint piloting. This assumption is very useful to confer autonomy and increase the relative level of LoA for operative missions. This would allow the creation of a behavioural electronic board, whose code would be

tested, verified, and validated in a synthetic environment, operationally usable and adaptable to the scenario, the operative requirements and Tactical Technical Procedures (TTPs). The mentioned board would be able to define a LoA predefined and versatile, for the mission, in an unmanned platform, to cope with complex scenarios and domains, where the threat is dynamically mutable.

2 SWORD RAS – development of a physical/behavioural model for concept and capability development

The next step for the RAS project included the use of a constructive simulator, SWORD, of the MASA company, in which the main idea was to adapt the computational capabilities and to analyze offers by SWORD to the RAS entities used in military operations via the construction of a specific operative vignette for the implementation of a proof of concept.

The peculiarities of the SWORD simulator are the following:

- constructive aggregate simulator;
- analysis tools that consent for the study of different Course of Action (COA) even for wargaming purposes;
- physical database in which it is possible to model the main structural and doctrinal characteristics of the synthetic entity;
- Direct Artificial Intelligence (DAI) tool that defines the logical algorithms in order to implement orders to the simulated entities in

relation to the specific conditions around the scenario.

The main elements that characterize RAS systems via M&S activities, which were investigated in the first phases of the project, are the following:

- level of autonomy defined for every mission type;
- writing of behavioural algorithms and codes via the programming language LUA.

Starting with the respective reciprocal characteristics, it is fundamental to understand the idea at the base of the project SWORD RAS, through a simple association between two different fields of application, trying to mix them together, in order to explore the shared advantages.

The main parameters of the entrances in which the project is founded are the following:

- modelling of the physical database;
- modelling of behavioural database;
- external conditions;
- scenario, terrain, and TTPs;
- different LoA and RAS autonomous missions.

The black box analysis, shown in **Figure 3**, represents a significant element that goes into the final purpose of the project, which is explained following specific directions in terms of versatility, mathematic parametrial and multi-factorial analysis.



Figure 3 – diagram of the SWORD RAS project in terms of black box

To summarize, the product is capable to accept as parameters of entrance all the variables present in the physical and behavioral database, in which it is possible to

study the exits of the simulations in term of the dynamics of the robotic platforms, sensor networks used (technological aspects), and the manual and autonomous

missions implemented inside the robotics system. These aspects need to be associated with the rules of engagement (ROE), TTPs, type of mission, and level of autonomy. Thanks to SWORD's DAI, these physical and behavioural aspects are processed and correlated with the scenario's external factors from a both technical and operative standpoint. The main result of the project SWORD RAS consists of the COA of M multiple simulations realized in parallel to the same scenario, in order to statistically characterize the results in relation to N parametric variables of entry.

These concepts explain the methodology inside the project, as, across the parametric and multi-factorial analysis of the simulated missions, the probabilistic results provide mathematical support in the setting of conceptual and capability RAS development in military operations.

The results represent a combination between the behavioural algorithms written in form of behavioral code, the autonomous operations synthesized in the flow diagrams, and the simulation assisted by the electronic calculator, so to be able to contextualize the decisional aspects in relation to the external conditions of the scenario. In the second phase of development of the SWORD RAS project a federated simulation was implemented. In particular, the short-term purpose of this second phase involves the inserting of a three-dimensional visualization in the synthetic environment and of the simulation constructed in the SWORD simulator. For this reason, further simulators in this phase have an aspect of exclusively graphic nature. An example of the federate simulation is shown in **Figure 4**, where the same situation is represented in different simulators that are communicating through the HLA1516e protocol.

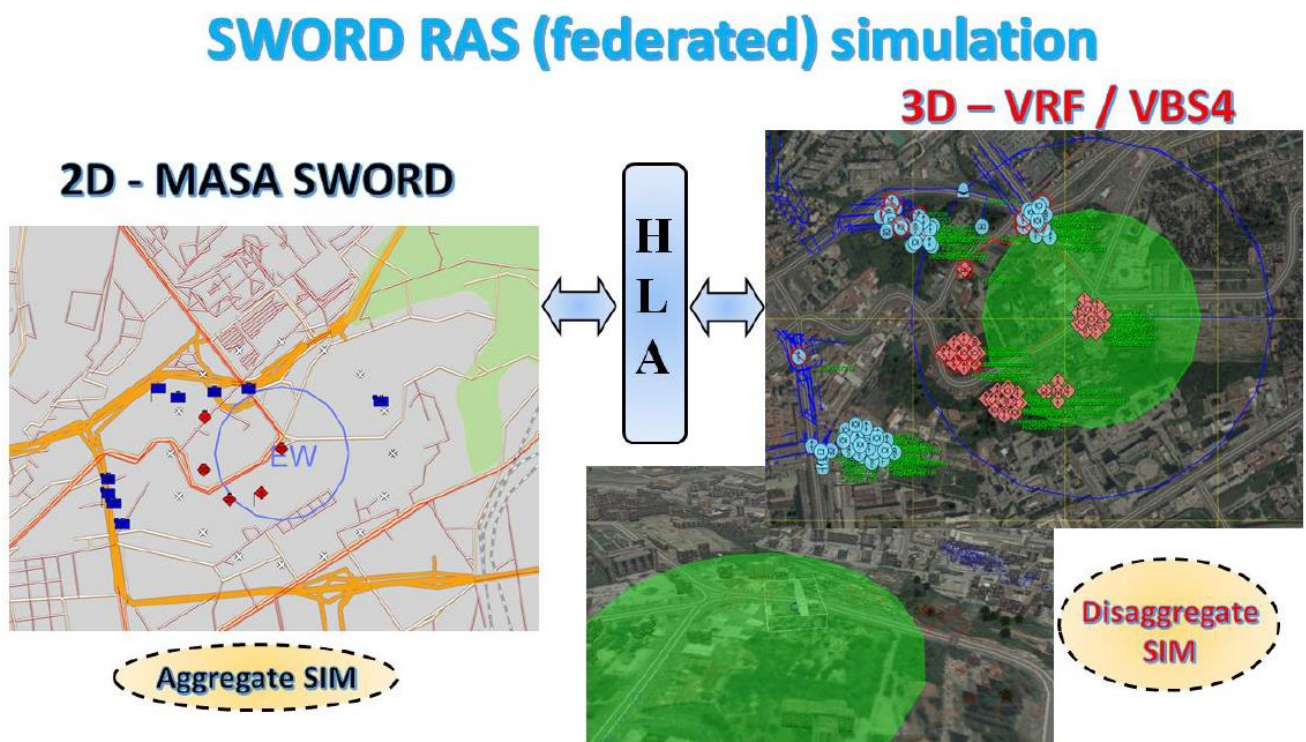


Figure 4 – example of a federated simulation of the SWORS RAS project

The SWORD RAS project represents a proof of concept capable of using the computational strength of the SWORD simulator to develop conceptual and capability development on RAS systems in military operations. The analysis tool allows for to acquiring of graphs for different COAs in a wargaming context, providing mathematical support expressed in specific functions of probability distribution. The analysis process consists of a significant element for the SWORD RAS project, as every result could be improved and correlated to operational and

technical elements in a multi-domain context. For example, in addition to the COA the reports that are generated by the simulation, that are shared by the entity and by the formations defined in the synthetic environment, constitute a fundamental set of data that is useful for the understanding of the conceptual and logical processes of the tactical scenario in real time. From the potential applications of the SWORD RAS project, developments can be renewed in capability terms, following a translation of the physical and behavioural

model projected in the real world. In particular, the translation of the physical database could have an impact on the characterization of the real system. Similarly, a behavioural translation could be done using the bidirectional process, mentioned for the physical part, to verify the autonomous robotic functions in both real and simulated environments. For this aspect, it is important to study the RAS architecture, focusing on the realization of the autonomous engine and the physical interface of the platform with the surrounding environment. This is important in order to comprehend in which modality and

terms to go forward with the behavioural translation to reach an elevated fidelity between the real and simulated worlds. The translation process is very important for the reduction of the gap between operational simulation and reality, to reach the RAS capability development through the SWORD RAS project.

The **Figure 5** shows the architecture that employs M&S tools and expert systems, for future and eventual developments of the SWORD RAS project.

Synthetic Environment RAS architecture Concept/capability development

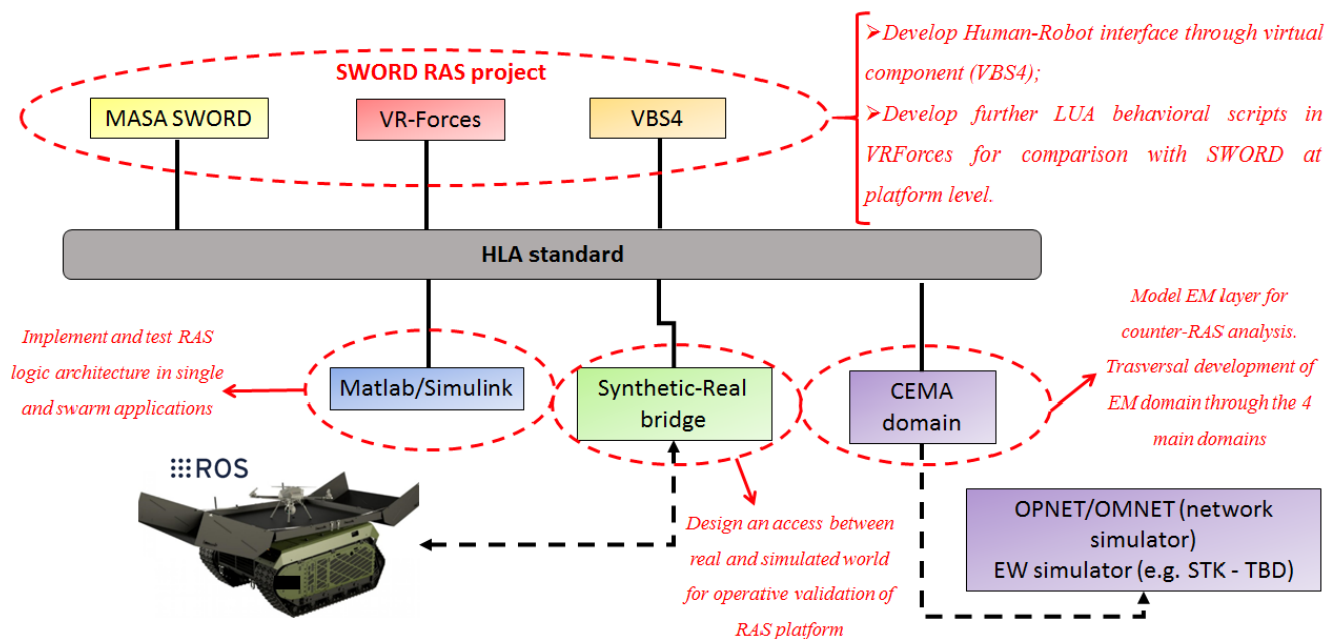


Figure 5 – architecture of RAS synthetic environment for capability development

In this case, considering future developments, the following expert systems were considered:

- Matlab/Simulink for the implementation and verification of the logical RAS architecture in both single and multiple applications (swarms);
- The CEMA domain, using as an example Electronic Warfare simulator to model the electromagnetic layer in counter-RAS applications. The virtualization of an electronic war scenario represents a significant element for the study of the RAS platforms, thanks to the transversal development of an electromagnetic layer through the four fundamental domains at the base of military operations.

In conclusion, a conceptual idea for the potential application of the RAS synthetic environment for the realization of a project in a well-defined field, was brought forward. The idea resides on the development/adaptation of an electronic board, denominated the “LoA implementation board”, through which it could be possible to synthesize an eventual bridge for the interconnection of the synthetic and real worlds. The mentioned electronic board, implementing the circular process described above, would have the main parameters provided by the RAS synthetic environment as entry signals, to allow for them to interact with the Robotics Operating System (ROS) for the management of the autonomous functions of the real platform. Relying on this assertion, the said board would be able to integrate the behavioural algorithms that are

developed, analysed, and verified through the simulation, obtaining the platform versatility that allows for the adaptation of different autonomous functions for the mission, the LoA, and the sensors of the robotic system, by communicating with the ROS.

The base concept resides in the transformation of a COTS unmanned platform to a RAS one, through the translation function implemented in the LoA implementation board, to extend the autonomous robotic capabilities to simple commercial platforms.

3 Live Bridge - real-virtual component

The objective of this project is to develop a script, in the programming languages C++ and python, to allow for the synthetic environment to interface with the real platforms, concretizing the significant technical operational worth of modelling and simulation for the capability development of innovative technologies, through the LVC model. In this context, this script could realize the circular conceptual flow on which the entire project is funded on, implementing the ring of connection between the real and synthetic world, with the goal of developing technologically advanced products that would benefit the peculiarity of the mentioned worlds.

The script implemented allows for the applicative to be part of a federation, and therefore part of a distributed simulation, as it is adhering to the HLA standard. The adaptation with the HLA product confers versatility to the project, as it also results to be transposable to other simulations and other used applications.

Regarding the subscription of a real identity in the simulated world, a RAS system could be employed that transmits data regarding position (or eventually another type of data that can be subscribed in HLA) in order to see the attitudinal behaviour of the real system in the simulated environment. This way, in the setting of the employment of M&S tools for the development of autonomous behavioural codes, it could be possible to implement an operational validation of what is modelled and programmed in the simulation phase. This is to comprehend in which way the real system integrates the designed behavioural code with the different and real conditions of the surrounding environment. Through the data collection and analysis process, it would be possible to quantify the gap between the synthetic and real environments, to consent for the eventual and future characterization of developments. This is

an example of the ability of this approach. Relatively to the publication of the entities and the relative attributes defined in the simulated environment, one or multiple real systems with alternative simulated systems could be integrated. The explanatory application of this capability could reside in the management of a RAS system swarm, and, by exploiting M&S, the information can be transmitted to the real RAS systems that are interfaced with the synthetic world through this bridge, that can integrate specific behavioural algorithms. This way, for example, transmitting the entity's position with the NMEA message system, it would be possible to command the real RAS systems (for land and/or air) in a swarm modality without the use of any computational components on the platforms. With these characteristics, a strategy integrated in the LoA implementation board to transform the COTS systems to RAS could be implemented, even with low levels of autonomy, for specific military operations.

In this context, it was created a proof of concept that supports and demonstrates the significant passage in the Live capabilities in a synthetic environment for RAS systems in future military operations.

The project, named "Live Bridge", represents a proof of concept of the development of a script that allows for the sharing of information between real and synthetic environments. This step is very important to favour the use of M&S in the setting of RAS capabilities and, in general, for further testing of disruptive technologies through M&S. The proof of concept realized for this project was designed following the following technical guidelines:

- *Versatility, where it is important to constitute the project with a global approach in order to eventually extend the concepts and other applications, such as different themes than RAS;*
- *Bi-directionality, because the bridge of communication needs to be appropriate for both the entry and exiting of the real environment, respecting the most peculiarities defining the synthetic scenario modelled.*

*In order to concretize a possible application of the proof of concept for the Live Bridge project, with reference to the circular interconnection between real and simulated world, **Figure 6** describes the entire technical-operational approach for the capability development of RAS capabilities for military operations.*

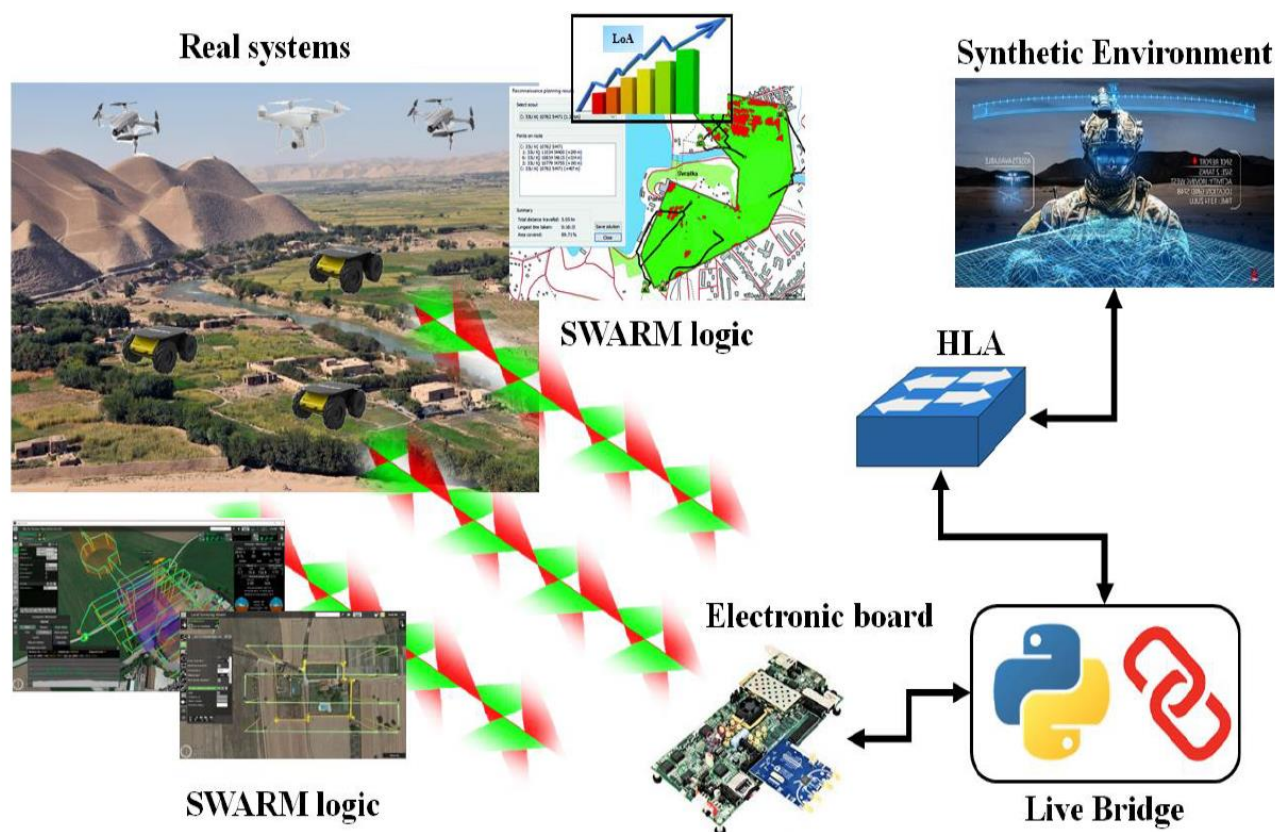


Figure 6 – possible applications of proof of concept in the Live Bridge project setting, with reference to the circular interconnection between real and simulated world in an operational context

The project's versatility and bidirectionality are very important for the different applications that use M&S tools, in the technological experimentation, improving the obtainable results through a combination of the real and synthetic environments. In the RAS experimentation setting, a pragmatic application, focused on the behaviour of the swarms that correspond to a typical and fundamental characteristic of the RAS systems that operate in the military scenery, can be analysed. For instance, the Live Bridge project allows for the streaming of behavioural autonomous codes developed in the synthetic environment, in terms of the main physical attributes of the simulated entities, positions, and movement parameters. These autonomous functions need to be streamed in an unmanned platform, which has to be appropriately configured to continuously accept the information generated by the virtual scenario. The computational autonomous elements centralized in a sole station and managed directly in the synthetic environment, whose effects are projected in a real scenario, reducing the possible gaps between the real and virtual world, favour the situational awareness reached during an operation. The combination of real and synthetic worlds allow for the testing of different solutions that involve the

simulated and non-simulated platforms, exploiting the flexibility offered by the M&S tools and the fidelity of the operational systems that operate in a real multi-domain context characterized by a future operational system.

4 Conclusion

This document has the purpose of highlighting the possible applications of modelling and simulation in important points relevant to the military field, contextual to the tools that are currently present in the NATO M&S COE laboratories, which are of necessary adoption to improve the technical activities of the Centre.

Specifically, this document projects the purpose of this Centre in the capability development and organizational support, paving the way for the structuring, development, and consolidation of a high technical know-how for the technological transformation of NATO. The emphasis on the sectoral issues of the engineering matrix, provides different fields of application for the modelling and simulation tool, not only form an auxiliary and collateral point of view, but also acting as a central cornerstone for the future potential capability developments, by enhancing

the use of modelling and simulation in the technological field of the Defence.

In particular, it was given a significant emphasis and central worth of modelling and simulation, demonstrating different applicative declinations in relation to an emerging technology. This technology is represented by the RAS systems for military operations, which are traveling on an outlined technical direction through the projection of different proof of concepts. This way, a multi-perspective view on the issues can be obtained, allowing for a wider view finalized to an eventual and successive analysis of feasibility for the concretization of a highly detailed project. The above-mentioned applicative declinations, with the respective considerations in merit, are described below.

- Development of behavioural codes for simulated RAS entities: federation with different constructive simulators with the implementation of a simulation that included different RAS systems that operated with specific modalities. From a technical point of view, it was demonstrated that the production of behavioural codes in LUA would allow for the conferring of a specific level of autonomy of the robotic platforms, in addition to testing the autonomous behaviour in answer to the conditions of the scenario, in order to validate the behavioural algorithms in a synthetic environment and characterize its performance.
- SWORD RAS project: based on MASA SWORD, through the creation of a specific operational vignette, finalizing the realization of a parameterizable platform given physical and compartmental data with purpose of analysis and wargaming. The obtained results are made of COAs, with a probabilistic trend, that allow for the mathematical quantification and characterization of the conceptual development process in the setting of RAS systems used in military operations. The development of this project is made up of the inserting of other simulators to allow to obtain up to a three-dimensional view, other than the fact that it confers the system a virtual and constructive component. The virtual component consists of the training of a real operator for the completion of a specific mission with the RAS systems that provide the desired COA, following an analysis and modelling process in the constructive

environment. This virtual component could reach a higher value on training following the development of a human-robot interface to consent the eventual operator to have interactions with the simulated robot.

- Live Bridge: real-synthetic component, constituent in the realization of a script able to interface with HLA with a simulated environment, realizing a bidirectional door of communication to implement the Live component in the system, following the LVC model. The entry communication would consent for the publication of information about the real environment in the synthetic one, in order to contextualize in an appropriate manner and with the most fidelity the results obtained in the simulation. In addition, the exiting communication would consent for the retrieving of the synthetic entity's attributes to use them in a real scenario and systems, for example, obtaining a RAS swarm logic. The swarm of robotic systems would be completely piloted by a central activity, on logic and interactions designed exclusively inside the synthetic environment.
- Mathematical modelling through Matlab/Simulink: mathematical modelling allows for the entire architecture to offer different levels of modelling. Indeed, with a mathematical model describing the platform, the sensors and/or functional elements of the autonomous computational architecture of the system, it would be possible to obtain a fundamental complementarity in the M&S setting for the RAS systems. In this context, the results obtained from the modelling of the RAS system and the interaction with the synthetic environment would allow for the fidelity required for the capability development to grow, consolidating in the majority the circular process expected between the real and simulated world.
- CEMA activity: the modelling of a CEMA layer represents a fundamental point in the process of technological innovation of RAS systems in military operations. In particular, the countermeasures that exploit the electromagnetic spectrum provide an added value with higher technical-operational value. The modelling of the electromagnetic environment, aimed at the technical study finalized to the analysis of the operational impact,

would allow the characterization of the fields of action that contextualize in a complete manner the missions with autonomous platforms.

The presented project is mainly based on the different proofs of concept, preparatory for conceptual and capability development. From an executive point of view, relative to the autonomous robotic systems in military operations, the integration of innovative technologies characterized by a significant strategic value is considered significant, for example: the use of 5G communications, arms with direct energy, and devices that operate based on the principles of quantum information. The quantum mechanics offers more potential in respect to operational devices with classic technology, in the field of encryption and communications, artificial intelligence, and in sensor capabilities (such as quantum radar). Furthermore, the modelling of EM (Electromagnetic) concepts in a synthetic environment with an EW (Electronic Warfare) scope (M&S EW) would allow for the characterization of a layer that assumes the progressive technical-operational value in the future military operations, consenting, for example, the design and simulation of the electromagnetic countermeasures in a complex and heterogeneous spectrum, in the optics of both electromagnetic interoperability, and multi-factorial analysis in the context of electronic warfare.

5 References

1. Biagini, M., Corona, F.: Modelling and Simulation Architecture Supporting NATO Counter Unmanned Autonomous System Concept Development. In: Hodicky, J. (ed.) MESAS 2016. LNCS, vol. 9991, pp. 118-127. Springer, Cham (2016).
2. Biagini, M., Corona, F., Casar, J.: Operational scenario modelling supporting unmanned autonomous systems concept development. In: Mazal, J. (ed.) MESAS 2017. LNCS, vol. 10756, pp. 253-267. Springer, Cham (2018).
3. Biagini, M., Corona, F.: M&S Based Robot Swarms Prototype. In: Mazal, J. (ed.) MESAS 2018. LNCS, vol. 11472, pp. 283-301. Springer, Cham (2019).
4. Biagini, M., Corona, F.: C2SIM Operationalization Extended to Autonomous Systems. Mazal, J., Fagiolini, A., Vasik, P. (eds.) MESAS 2019. LNCS, vol. 11995, pp. 389-408. Springer, Cham (2020).

Wargame Design Capability

Maj Melissa Sawyer

United States Space Force Head of the Wargaming Branch
NATO Joint Warfare Centre

"Wargames are about understanding, not knowledge. They are about ideas, not facts. They are about people, not technology. They do not help us make better decisions through their outcomes. Rather, they help us make better decisions by sharpening and refining the stories we tell ourselves."

Dr ED McGrady

The Joint Warfare Centre's (JWC) wargame design capability was born of innovation to accelerate Alliance learning and alleviate increasing exercise complexity. Over the last two years, the JWC heard a growing demand signal from our customers for quick turn training events to address emerging concepts and complex problems that are not currently tackled in our hallmark command post exercises (CPXs). In addition to the demand signal for more agile training methods, the JWC recognized an increase in exercise complexity due to additional training audiences and a corresponding increase in training objectives.

During the JWC's Fit for Future and Vision 2025 workshops in late 2019 and early 2020, staff formed a plan to partially address both opportunities of accelerating Alliance learning and reducing exercise complexity using wargames. The plan comprised four lines of effort (internal training, planning and design process documentation, external engagement, and a proof-of-concept wargame) and advanced the JWC's wargame design project to initial operational capability (IOC) by February 2021.

The first step towards developing a wargame design capability was training a core team of staff on the basics of wargaming. Staff members with established CPX expertise in the functional areas of project management, warfare development, analysis, scenario, and modeling and simulation met weekly to discuss how their respective functional area would contribute to the JWC's wargame design capability. Underpinning these conversations was a set of landmark wargaming textbooks that aided in applying the team's CPX expertise to wargaming.

In addition to reading about and discussing the basics of wargaming, the team coordinated a more tangible training event. A commercially available matrix wargame provided

the core team, and many other JWC staff members, the opportunity they were looking for to test out this newly acquired wargaming knowledge. The team captured observations from their internal running of the game in the JWC Observation Reporting Tool (JORT) and fed those observations into the next step of building the capability: documenting the planning and design process.

In July 2020, the wargaming core planning team held two two-day Wargaming Standing Operating Instruction (SOI) writing workshops. Using the JWC's "Planning of Exercises Standing Operating Procedure 800" (SOP 800) as a template, each team member authored their respective functional area's SOI content, and presented their content to the broader team to ensure consistency.

Debates during these workshops forged the team's shared understanding of what a wargame means to the JWC, and the Centre's wargame delivery level of ambition. By the end of the workshops, the team had a draft "Wargaming SOI" to be iterated upon using observations from the design and delivery of the JWC's proof-of-concept wargame.

During this period of internal training and SOI-drafting, the JWC was awaiting responses to Commander JWC, Rear Admiral Jan C. Kaack's call for wargame topics from interested NATO Centres of Excellence (CoEs). Of the responses received, the wargaming core planning team chose the Civil-Military Cooperation (CIMIC) CoE's "Resilience through Civil Preparedness" topic as the focus for the JWC's proof-of-concept wargame.

Coordination with the CIMIC CoE began in earnest in late July 2020, with initial discussions dedicated to understanding and refining the CIMIC CoE's wargame objective and assumptions. The JWC and CIMIC CoE collaboratively named the wargame "WISE AEGIS". The first word starting with "W" identifies the event as a wargame, with "wise" specifically chosen for the game's intent to be educational. The second word, "Aegis", refers to the Greek goddess Athena's magical cloak: a defensive shield that is soft, yet strong, symbolizing the game's topic of civil-military interaction.

Mirroring NATO's exercise planning process, the team held an initial planning conference (IPC) in September 2020. The IPC codified the wargame's objective, overarching parameters, and deliverables timeline in a game specification (GAMESPEC). Concurrent with these activities, the JWC hired the U.S. Naval Postgraduate School's (NPS) mobile training team to deliver their "Basic and Advanced Analytical Wargaming" courses at the JWC. The courses reinforced the wargaming core planning team's self-study, expanded wargaming knowledge to

The JWC's wargame design capability can have the same, if not even more, impact on myriad other complex problems such as targeting and logistics, and operationalization of new concepts such as the Deterrence and Defence of the Euro-Atlantic Area (DDA).



SCAN ME

WATCH
the Video

"Our goal is to establish a wargame capability for NATO by combining the Joint Warfare Centre's unique exercise expertise with exciting new professional development opportunities in order to build the necessary skills, knowledge, and competence within the organization."

— Rear Admiral Jan C. Kaack

additional JWC staff members, and progressed the design of WISE AEGIS.

The COVID-19 pandemic interfered with initial plans, but those involved persevered, and the courses were delivered in person at the JWC in October 2020. Select JWC staff members also earned a certificate in wargaming from the U.S. Military Operations Research Society (MORS) to deepen their wargame design expertise. The NPS instructors, U.S. Army Colonel (Ret.) Jeff Appleget and U.S. Army Colonel (Ret.) Robert Burks, seamlessly integrated wargame design methodology lectures with practical exercises to advance the design of WISE AEGIS. The 20-student course, split into two syndicates, produced two prototype games for CIMIC CoE down-selection. The CIMIC CoE found value in both games, so both were developed to completion for delivery in February 2021.

Following the NPS course, and given the global COVID-19 situation, the wargaming core planning team converted the in-person WISE AEGIS blended matrix/board-format

wargames into virtual, distributed wargames. Critical to the games' success were two rounds of JWC-internal playtesting, allowing fresh eyes and constructive criticism from the JWC's Transformation Delivery Division to help the game designers spot and fix flaws before execution with the customer.

Also imperative to the games' success were the extensive rehearsals conducted with game control (GAMECON) and all wargame players a week before game execution. Potentially derailing issues such as microphone/speaker feedback loops and player unfamiliarity with the games were averted thanks to the rehearsals. Execution saw 65 people participate via a virtual platform from 23 organizations across 12 NATO Nations, and included players from NATO HQ, the NATO Command Structure, the CIMIC CoE, industry, a NATO national joint headquarters, and a NATO nation's centre for security.



Figure – The NATO Civil-Military Cooperation Centre of Excellence used the JWC's wargame at their "Resilience Through Civil Preparedness" course. The virtually delivered course is a huge return on the JWC's "training-the-trainers" approach in delivering a wargame. Photo by CCOE.

JWC Wargaming Branch

The game's successful completion checked off the wargame design capability's final IOC criteria, so Rear Admiral Kaack declared IOC on February 12, 2021. To

institutionalize wargame design as an enduring capability of the Centre, on March 19, 2021, the Commander created a five-person Wargaming Branch and a 50-person wargaming cadre. The Wargaming Branch will lead the design, development, and delivery of JWC's wargames and

leverage the functional expertise of the wargaming cadre to ensure seamless integration of wargames into CPXs. In addition to creating a Wargaming Branch and cadre, Rear Admiral Kaack also approved a DOTMLPFI (doctrine, organization, training, materiel, leadership, personnel, facilities, and interoperability) development plan that expanded upon and added more details to the original four lines of effort that brought the capability to IOC. The development plan, now in execution, culminates in a fully operational wargame design capability by the second quarter of 2022.

In the capability's current IOC state, we are already seeing how the benefits of wargame reuse and cost efficiency support our overall goal to accelerate Alliance learning and alleviate increasing exercise complexity. The CIMIC CoE, for example, used WISE AEGIS in their "Resilience Through Civil Preparedness" (RtCP) Course, and plans to use a modified version in their NATO CIMIC and Civil-Military Interaction Higher Command Course. Additionally, an RtCP student from a component command has since brought the game back to their headquarters for further use. Already, one wargame is seeing at least three uses to teach CIMIC principles in an engaging, thought-provoking way.

Wargame reusability emphasizes the capability's cost efficiency. Eleven staff members working part-time on WISE AEGIS created a wargame in less than six months that reached more than 100 participants and observers within a month of its release. That is at least 100 more people who now better understand how an operational-level command can use civil-military interaction to enhance RtCP.

The JWC's wargame design capability can have the same, if not even more, impact on myriad other complex problems such as targeting and logistics, and operationalization of new concepts such as the Deterrence and Defence of the Euro-Atlantic Area (DDA). With the JWC's Wargaming Branch and wargaming cadre, the Centre will deliver bespoke training and problem exploration wargames at the speed of relevance and work with exercise planning teams to design wargames that reduce exercise complexity while increasing training value. The JWC's wargame design capability is taskable now through the JWC's Commander and the Centre's wargaming cadre is thrilled to offer this capability to the Alliance's organizations and Nations. □

A full description of the games and their analysis can be found in the WISE AEGIS Final Report, which is available to interested parties by contacting

pao@jwc.nato.int

Deep Self-optimizing Artificial Intelligence for Tactical Analysis, Training and Optimization

Matthias Sommer, Michael Rügsegger
armasuisse Science and Technology, Feuerwerkerstr. 39,
3602 Thun, SWITZERLAND

Oleg Szehr, Giacomo Del Rio
Dalle Molle Institute for Artificial Intelligence (IDSIA) -
SUPSI/USI Via la Santa I, 6962 Viganello SWITZERLAND

Abstract

The increasing complexity of modern multi-domain conflicts has made their tactical and strategic understanding and the identification of appropriate courses of action challenging endeavors. Modelling and simulation as part of concept development and experimentation (CD&E) provide new insight at higher speed and lower cost than what physical maneuvers can achieve. Amongst other, human-machine teaming through computer games provides a powerful means of simulating defense scenarios at various abstraction levels. However, conventional human-machine interaction is time-consuming and restricted to pre-designed scenarios, e.g., in terms of pre-programmed conditional computer actions. If one side of the game could be taken by Artificial Intelligence, this would increase the diversity of explored courses of actions and thus lead to a more robust and comprehensive analysis. If the AI plays both sides, this would allow employing the Data Farming methodology and thus creating and analyzing a database of a very large number of played games. To this goal, we employ combined Reinforcement Learning and Search algorithms, which have demonstrated super-human performance in various complex planning problems. Such Artificial Intelligence systems avoid the reliance on human experience and predictions by learning tactics and strategy through self-optimization in a large number of realistic scenarios. In this contribution, we present the benefits and challenges of applying a Neural-Network-based Monte Carlo Tree Search algorithm for strategic planning and training in air-defense scenarios and virtual war-gaming with systems that are available currently or potentially in the future to the Swiss Armed Forces.

1 Introduction

Today, wargaming is a widely applied and accepted tool within the military domain for planning, training and decision-making. However, traditional wargaming, where

military planners, operators and decision makers play against Red Team operators, faces limitations [1]. Wargames are driven by player decisions and are therefore not reproducible. Objective tracking of cause and effect is difficult, and outcomes often depend on the subjective assessments of human players. Usually, Red Team operators rely upon long established techniques, tactics and procedures leading to over-constrained Courses of Action (CoA). Finally, the number of CoAs that can be explored by human operators is limited, both by the availability of financial and human resources. This is even more true given the complexity of continuous-time decision making and the large numbers of available options (high branching factors) that characterize real-world scenarios. In practice this results in a relatively small number of explored scenarios and a lack of strategic diversity in CoAs exploration, leading to biased and potentially vulnerable decision-making.

Recent developments in the Artificial Intelligence (AI) area and in particular Reinforcement Learning (RL), have demonstrated the ability of artificial agents to master commercial real-time strategy (RTS) video games of increasing complexity, reaching super-human performance in games such as StarCraft [2]. Artificial agents have also proven super-human tactical and strategic capabilities in complex games such as Chess and Go [3]. Typically, modern RL systems learn ‘tabula rasa’, i.e., without relying on human experience, by exploring complex decision-spaces in a large number of scenarios and subsequent self-optimization. This avoids the bias towards human experience and perception in learning and leads to more robust, stronger, and non-emotional decisions in execution. While the learning process of AI systems often involves significant computational effort, their speed in execution is fast, often outperforming the ‘discussion-based’ human decision process.

In this work, we investigate AI systems, in particular Neural-Network-based Monte Carlo Tree Search algorithms, to support planning, training and decision-making in the field of Ground-Based Air Defence (GBAD). We apply the AI to the commercial of the shelf (COTS) wargame “Command: Modern Operations” (CMO) to explore complex decision-spaces, and to generate surprising new Red Force CoAs. This will challenge the preconception of Blue Force operators and stimulate the development of new techniques, tactics, and concepts.

2 Methods

Two main software components are involved in the application described above. First, there is the model with rules and physical constraints of the scenario to be simulated (the so-called simulator), and second, an AI algorithm that controls one or both players in the conflict represented by the model. Both components and their integration are described in this section. In the current scenarios, one side of the game is played by an AI agent, while the other is controlled by the game engine itself, through pre-scripted, conditional actions. Specifically, the AI controls the attacking red fighter jet while the game engine controls the blue air defense batteries.

2.1 Model

The use of commercial over-the-shelf (COTS) games as simulation engines has a number of advantages: low cost, large user-base, high fidelity and good support to name just

a few. Also, the gaming industry has been a driver for the development of realistic warfare scenarios, respective visualizations, and tailor-made hardware. Two central requirements for a model to be controlled by an external AI are:

1. faster than real-time simulations, this in turn requires in general to run the simulation without graphics;
2. interface to control and assess the state of the game externally.

The game “Command: Modern Operations” (CMO) fulfils these requirements in its professional version (Command Professional Edition) and additionally covers the domain of interest, namely air defense. It is a real-time strategy game mainly for air and sea combat that features a comprehensive and realistic database of past, current and future weapon systems.

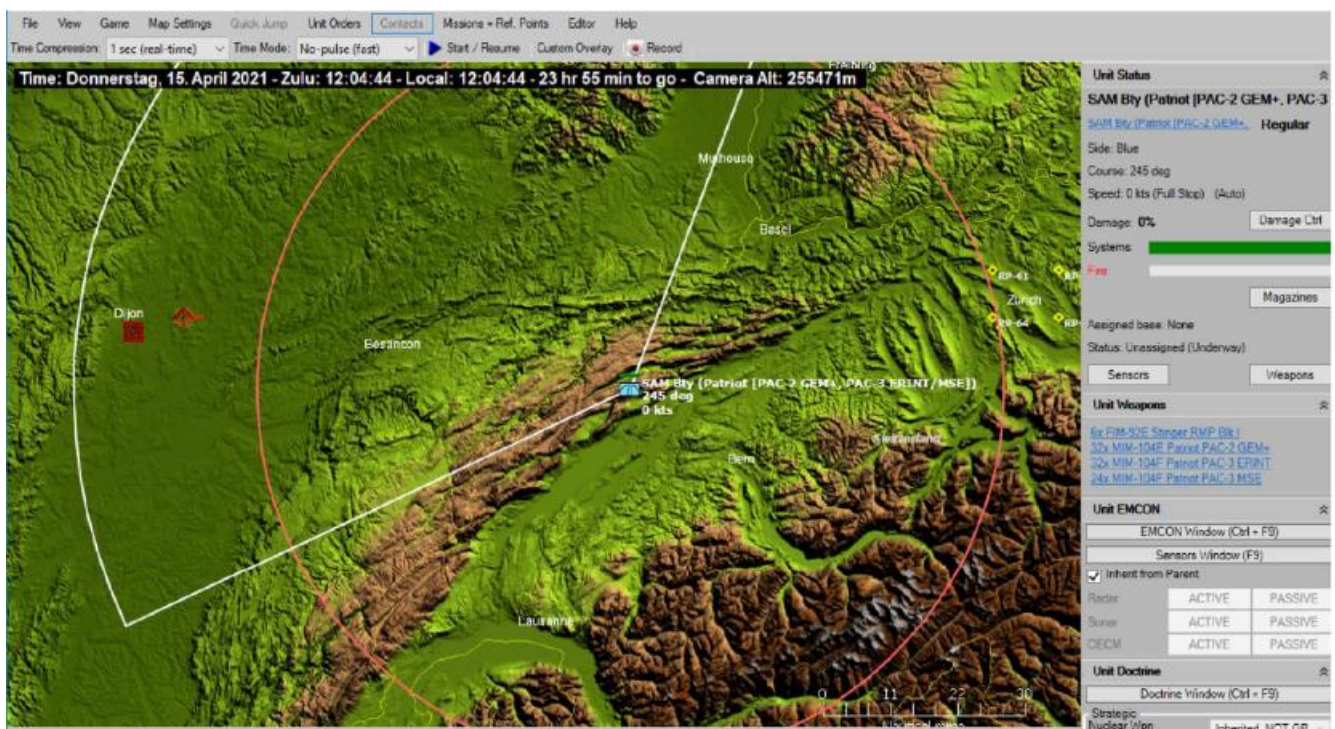


Figure 1 – User interface of Command: Modern Operations [7]

It comes with an API that allows interaction with the running simulation in batch mode, i.e., without graphics. In order to make the game more amendable to the AI, we

introduced a turn-based mode for the real-time game. The game is paused and the AI can assess the scenario and select an action. Subsequently, the action is executed and

the game is simulated for a given time window, here 10 seconds simulation time.

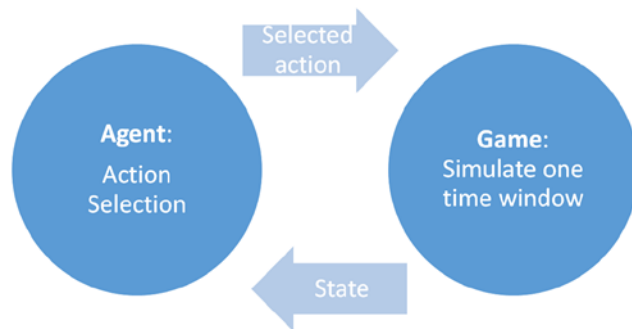


Figure 2 – Turn-based game mode of Command: Modern Operations

In the design mode, one has the possibility to create a scenario with pre-defined or custom assets. In game mode, the simulation is then executed with the actions from either the players or the external AI.

2.2 AI

For complex game search problems, such as the CMO scenarios, the direct computation of optimal policies is intractable. The development of suitable approximation techniques has been an active area of research for many years leading to striking AI systems that outperform humans and classical tree search algorithms in strategic games such as Chess and Go [3]. At the core of the AI lies a sophisticated neural network-based Monte Carlo Tree Search algorithm (neural MCTS), whose performance is the result of a combination of techniques from diverse areas including Reinforcement Learning, Monte Carlo simulations and Deep Neural Networks. Traditionally search algorithms (such as alpha-beta search) are employed to study game play, but the search tree grows exponentially with its depth leading to large computational effort even for simple games. The tree's terminal nodes must be evaluated by a tailor-made valuation function, whose design involves significant human expertise. On the other hand, the choice of actions in a (Markovian) game can be viewed as a planning problem, with an agent whose goal it is to win, or, in other words, to maximize the total reward over the planning horizon. Such planning problems are footed on the theory of Markov decision processes [4]. The research area concerned with their solution has been commonly called Reinforcement Learning (RL) in recent years. In RL the Value/Policy iteration algorithms proceed by performing repeated Bellman updates over the state space and are guaranteed to yield the optimal policy if sufficient resources are granted. However, even for

planning problems of moderate complexity the required resources tend to be immense because each Bellman update involves the entire state space. An important idea to improve the performance is to rely on Monte Carlo simulations to estimate state values [5]. In brief each state is evaluated by trying every possible action a certain number of times, and recursively, from each generated state every possible action the same number of times, too, until the depth of the planning horizon is reached [6]. Again, this yields the optimal course of actions in theory but in practice the width and depth of the Monte Carlo simulations are such that a near optimal solution becomes elusive. The key idea behind MCTS is to combine the iterative algorithms from RL with (the more traditional) tree search techniques [7]. Thus, instead of relying on 'brute force Monte Carlo' for state valuation, a problem-specific, restricted and asymmetric decision tree is built. The growth of the decision tree is controlled by a dedicated tree policy, whose purpose it is to trade-off the creation of new branches versus the execution of existing promising lines. The missing piece to engineer a world-champion AI are deep neural networks. The MCTS design is enhanced by deep neural networks [8] to guide the construction of the decision tree and to provide accurate evaluation of leaf-nodes. At the core of the neural MCTS algorithm lies an 'expert iteration' scheme, where the MCTS search and the neural networks mutually improve each other in an iterative process. In each iteration an instance of MCTS (the expert) delivers a list of strong actions and a neural network (the apprentice) is trained via supervised learning to imitate the MCTS tree policy. In the next iteration, the trained neural network, in turn, is used to bias the MCTS' tree construction towards stronger actions. The purpose of the expert is to accurately determine good actions. The purpose of the apprentice is to generalize those actions across states and to provide faster access to expert advice. Specifically, the apprentice policy π is trained on tree-policy targets by minimizing cross-entropy loss at state s

$$Loss_{TreePolicy} = - \sum_{a \in actions} \frac{n(a)}{n} \log(\pi^A(a|s)).$$

Here, $n(a)$ is the number of times action a has been chosen so far and n is the total number of executed actions. The value network reduces search depth and avoids inaccurate rollout-based value estimation. It is trained to minimize the mean-squared error to the MCTS valuation z of the state

$$Loss_{value} = -(z - V^A(s))^2.$$

In turn the apprentice improves the expert by guiding tree search towards stronger actions. For this the standard MCTS tree policy (UCBI) is enhanced with an extra term

$$NUCB1(a) = UCB1(a) + w \frac{\pi^A(a|s)}{n(a) + 1},$$

where a hyper-parameter w weights the contributions of standard MCTS tree policy (UCBI) and the neural network. Neural MCTS branch selection proceeds by choosing the action a that maximizes NUCBI. To regularize value prediction and accelerate tree policy and valuation function are simultaneously covered by a multitask network with separate outputs. The loss for this network is the sum of losses from value and tree policy networks.

2.1.1 Training process

To achieve faster learning and higher stability the RL agent is pre-trained before operating on the game CMO directly. In order to optimize the training process, a surrogate model was written in the language (Python) that was used for the AI algorithms. This allowed the agents to be pre-

trained from scratch, later to be refined by training on the full game engine. Thus, the process involves the training on a reduced but faster simulator, then transferring the pretrained agent to the CMO simulator for fine-tuning. This way the data-intensive (and therefore slow) initialization of the RL process can be handled efficiently, while there is no reduction in the agent's performance due to training in a restricted setting.

3 Scenario

The reason armasuisse Science and Technology is interested in this technology, is the application to air defense training, concept development and experimentation (CD&E) as well as procurement projects. The main assets employed in the warfare scenarios are fighter jets, radars, and air defense missile systems. Ideally, an intelligent agent would be capable of identifying and executing a close-to-optimal strategy for all assets of one side simultaneously. Due to the complexity of fully realistic scenarios, developing and training of such an agent is beyond the goals of the current project stage. Instead, the aim is a feasibility study with reduced scenarios, where the RL agent controls a single asset. This scenario will be extended in a later stage of the project. The simple test scenarios are characterized in the above figure 2-1 and the following table 3-1:

	Red Side	Blue Side
Assets	1 Fighter Jet	1 SAM Battery (Radar, missile system)
Mission	Penetrate blue Zurich airspace (yellow)	Defend blue Zurich airspace (yellow)
Red Scoring	+1 for attacker mission success -1 for loss of aircraft	-1 for defender mission success +1 for attacker mission success

Table 1. Scenario description

4 Results

The AI controlling red aircraft learns quickly that flying the direct path from its takeoff to the target will make it visible to the blue radar and therefore vulnerable to blue air

defense. It thus chooses a more northern route to avoid the radar cone. In the following, we will work out what went well and where we see the challenges and bottlenecks for the transition to more interesting and complex scenarios.

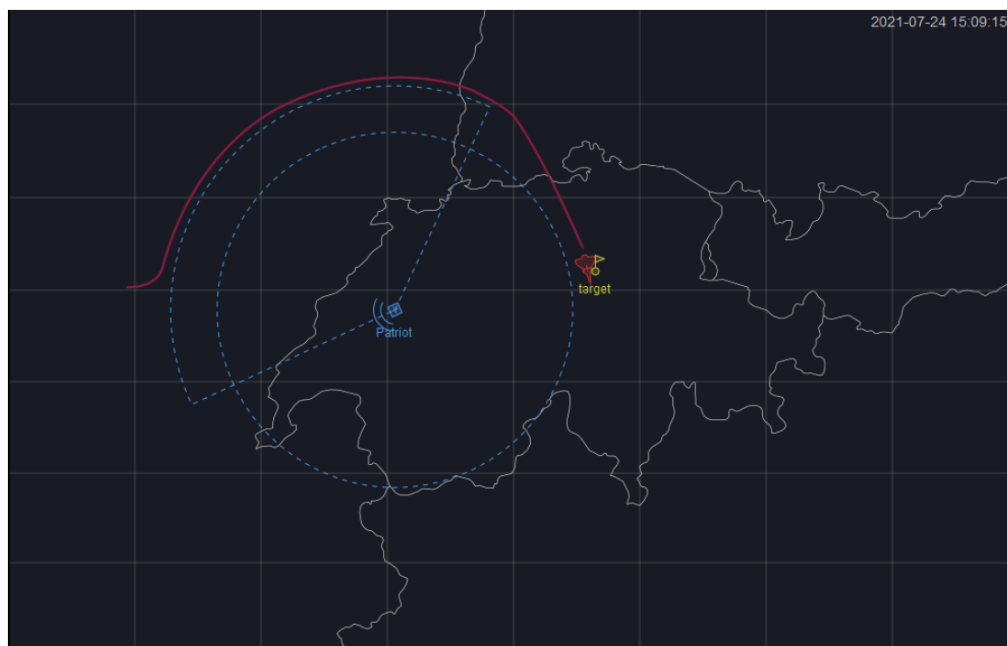


Fig. 4. Example trajectory of trained red agent around the range of the blue air defense system.

4.0.1 COTS Game as simulation engine and its interface

The use of a commercial over-the-shelf computer (COTS) games has a positive impact on the outcome for the reasons mentioned above. Additionally, the separation of AI, simulation engine and analytics tools make the application design more flexible and re-use of components possible. In particular, this approach avoids a large black-box simulation engine, where insight and extensibility are limited.

4.0.2 Application of neural MCTS to CMO scenarios

In all investigated scenarios the outlined training procedure led to neural MCTS finding the maximal theoretical reward after only a short number of learning cycles (5 neural training cycles, each based on 500 episodes and 100 MCTS samples per search step for all investigated scenarios). While this is somewhat expected given the relatively low complexity of the combat scenario and the proven ability of neural MCTS to solve sophisticated strategic problems, the presented work provides proof of concept that the practical implementation in the CMO context is successful. Connecting neural MCTS to CMO requires a dedicated API with fast access. In our experiments we have observed

that access via the existing Lua API is too slow for MCTS to guide the behavior of CMO. To overcome this issue a dedicated surrogate simulator has been developed, which provides fast access in a simplified setting. The pretrained MCTS agents are subsequently handed to the full CMO setting for fine-tuning. As a result, we observe solidly increasing rewards on the simulator and the trained agent can be transferred to CMO successfully.

5. Conclusions and outlook

Our results provide proof of concept of the application of RL and search techniques in the context of COTS wargames. In forthcoming research, the complexity of war game scenarios will be increased successively. The more complex setting is reflected by adaptations in the neural MCTS architecture. While simple linear, feed-forward networks are sufficient for the basic scenarios, we plan a deep convolutional architecture for the more complex setting. The additional computational burden of the complex scenarios is covered by code parallelization and cluster computing. We expect that MCTS will also be successful in complex scenarios as neural MCTS algorithms proved their superior performance in strategy games like Chess and Go. Overall, the value of an independent and innovative simulation application for training as well as CD&E seems larger than the prize to overcome the challenges in developing it.

References

- [1] Wargaming Handbook, UK Ministry of Defense (2017)
- [2] Vinyals, Oriol, et al. "Grandmaster Level in StarCraft II Using Multi-Agent Reinforcement Learning." *Nature News*, Nature Publishing Group, 30 Oct. 2019, www.nature.com/articles/s41586-019-1724-z#citeas.
- [3] D. Silver, T. Hubert, J. Schrittwieser, I. Antonoglou, M. Lai, A. Guez, M. Lanctot, L. Sifre, D. Kumaran, T. Graepel, T. Lillicrap, K. Simonyan, and D. Hassabis. A general reinforcement learning algorithm that masters Chess, Shogi, and Go through self-play. *Science*, 362(6419):1140–1144, 2018.
- [4] M.L. Puterman. Markov decision processes: discrete stochastic dynamic programming. Wiley Interscience, New York, 1994
- [5] Michael Kearns, Yishay Mansour, and Andrew Y. Ng. A Sparse Sampling Algorithm for Near-Optimal Planning in Large Markov Decision Processes. *Machine Learning*, 49(2/3):193–208, 2002
- [6] Michael Kearns, Yishay Mansour, and Andrew Y. Ng. A Sparse Sampling Algorithm for Near-Optimal Planning in Large Markov Decision Processes. *Machine Learning*, 49(2/3):193–208, 2002
- [7] C. B. Browne, E. Powley, D. Whitehouse, S. M. Lucas, P. I. Cowling, P. Rohlfshagen, S. Tavenner, D. Perez, S. Samothrakis, and S. Colton. A Survey of Monte Carlo Tree Search Methods. *IEEE Transactions on Computational Intelligence and AI in Games*, 4(1):1–43, 2012
- [8] J. Schmidhuber. Deep Learning in Neural Networks: An Overview. *Neural Networks*, Volume 61, January 2015, Pages 85–117 (DOI: 10.1016/j.neunet.2014.09.003)

Markus Reisner

Artificial Intelligence (AI) can be defined as process which enables machines and robots to imitate human behaviour. There are two subcategories, machine learning and deep learning. Machine learning uses computerized statistical methods to enable machines to improve with experience. Deep learning tries to enhance computation by using multi-layer artificial neural networks, so called ANNs. The aim of artificial intelligence is to transfer from „frozen software“ (which need regular updates) to „evolving software“ (which is updating itself). According to the current state of technological development, artificial intelligence is defined primarily in the analysis of large amounts of data. It is therefore not yet referred to as a "technical singularity", i.e. an "intelligent" mechanical entity, but rather as the creative management of Big Data. This is primarily performed for the purpose to assist or enhance human decision making. And this function is not only of essential importance in social networks but also in warfare. Here, data preparation is of special significance.¹

The end of the 20th century brought a major change in the traditional pattern of conflict that had been familiar until then. Today it seems that wars between states fought by conventional means are increasingly becoming the exception. However, the beginning of the 21st century brings further developments with it, the effects of which are much more decisive and the full extent of which cannot yet be assessed. Digitization, the development of potent information technologies and artificial intelligence created the conditions for a revolution in civil domains and warfare with the decisive step of increasing automation and autonomization of military weapons systems. Today's international armed forces are equipped with modern weapon systems that make it possible to have a lethal effect at any time, anywhere in the world and without endangering one's own personnel. The boundaries of space and time have thus been greatly altered for military operations. The previously known parameters for military operational thinking, i.e. force, space, time and information, are

beginning to change as a result, and new possibilities also arise at the strategic level with regard to the use of means.²

In contrast to the nuclear missile with its devastating area effect, the military now has a "family" of unmanned weapon carriers and weapon systems at its disposal, which anticipate an unprecedented precision in the use of weapons in the air, on land and on water. Building on this, the man-made possibility of using unmanned, semi-autonomous, robot-like weapon systems was created: The remote-controlled deployment of airborne, unmanned, designated reconnaissance systems and their increasing use for the transfer and deployment of lethal weapons open up previously unexpected manoeuvres for modern armed forces. At present, the human operator still controls the use of such systems, but science and technology are in the process of taking the next technological development step and creating the possibility of excluding the (remote) operator. This - decisive - circumstance must be considered more closely, taking into account its possible consequences.³

Human control of manned and unmanned weapons systems is exercised via network structures in cyberspace. If an opponent succeeds in controlling and penetrating his own networks, optional attack or defense strategies have to be developed. Due to limited communication, these strategies can only be based on a higher degree of autonomy of software and hardware. In the domain of cyber, the development of semi-autonomous programs is already being actively pursued. These are intended to be used to carry out various Computer Network Operations (CNO). However, partial autonomy seems to be only an intermediate goal here. One example is the development of a program called MonsterMind for the US National Security Agency (NSA). The purpose of the program is to detect and neutralize possible cyber attacks on the USA at an early stage. Due to the high speed with which such operations are performed, the goal obviously is to use the program in a fully autonomous mode. The case of a fully autonomous software in combination with a Lethal Autonomus Weapon System (LAWS) could indeed change modern warfare decisively: The decision about the right to life or physical integrity would be taken out

¹ Vgl. Markus Reisner: *Robotic Wars*, Norderstedt 2018, 244ff und 291ff.

² Vgl. David Lonsdale: *Strategy*, in: David Jordan, John D. Kiras (Hrsg.): *Understanding Modern Warfare*, New York 2008, 16ff.

³ Paul Scharre: *Robotic on the Battlefield – Part II: The Coming Swarm*, online unter: http://www.cnas.org/sites/default/files/publications-pdf/CNAS_The_Coming_Swarm_Scharre.pdf (23. Dezember 2015).

of the hands of the human being, he would be degraded to a mere spectator.⁴

The leap to the development of a fully autonomous robot does not necessarily come first from the military, civil research is equally involved in future applications. Fully autonomous systems have a number of advantages. First and foremost is the fact that humans need time to go through their decision cycle (Observe, Orientate, Decide and Act, OODA loop). This time can be largely marginalized by a fully autonomous system. Unmanned reconnaissance and weapon systems in which humans are in or on the loop have the disadvantage that the necessary up- and downlink communication between unmanned system and control station supposedly takes too much time, to ensure effective defense. The automatic PHALANX or AEGIS defense system used in many of the world's war fleets is such an example. In such a system, man is reduced to a purely observer role. He can and should only intervene when necessary. In fact, there are already a number of systems that have a high degree of automation and autonomy.⁵

In the longer term, it can be assumed that ultimately fully autonomous reconnaissance and weapons systems using low levels of artificial intelligence will be able to independently resolve situations of moderate complexity (e.g., unarmed reconnaissance or armed patrols in a defined and designated area) at the end of a corresponding development process. The current development of such systems, their advantages and disadvantages, must be clearly addressed by military and political decision-makers to a broad public. Only through appropriate transparency can it be avoided that any unwanted developments gain a foothold. Not only politics, but also military and civil research must be held accountable for this. However, given a competitive world and against the scarcity of international regulations in the field, it is a fact that the armament efforts of state actors are currently aimed at overcoming the prevailing stalemate of "nuclear deterrence" and "information superiority" through AI and ANNs.⁶

A fully autonomous robot equipped with artificial intelligence, on the other hand, would be able to independently collect information about its environment using sensors. This information is processed by high-performance processors and forms the basis for a decision, which is then implemented by means of installed components (such as movement mechanisms or weapons). By increasing its experience, the robot is increasingly able to optimize itself. The effectiveness of its actions is constantly increasing. A possible use of weapons no longer remains proportional, but becomes more effective. The robot's software works based on purely mathematical calculations and negates moral or ethical considerations. The result is a "fighting machine" (or killer robot) to which every inhibition is foreign and which can only be stopped by technical failure or destruction or (in the best case) command from outside.⁷

This means, therefore, that no matter what degree of autonomy a reconnaissance and weapon system on land, in water, in the air or elsewhere will achieve in the future, the question of human responsibility in the use of such developments must always be asked. A violation of international law can be caused by the wrong actions of man in or on the loop. In the case of a possible fully autonomous system (artificial intelligence, off the loop), however, this could either have been programmed in violation of international law from the outset, or a technical defect could be the trigger for misguided action. Countries developing such items are therefore called upon to take the observance of international legal norms seriously in the future as well, or to provide for the exercise of human control in software developments. In the development of future fully autonomous reconnaissance and weapon systems, it is necessary to impose certain basic ethical requirements on the expected technological developments.

To sum up, any programming of the software of a future fully autonomous weapon system should be designed in such a way that humans have the possibility to intervene at any time when an autonomous system is in use. Furthermore, it must be ensured that the programming

⁴ Paul Scharre: *Robotic on the Battlefield – Part II: The Coming Swarm*, online unter: http://www.cnas.org/sites/default/files/publications-pdf/CNAS_The_Coming_Swarm_Scharre.pdf (23. Dezember 2015).

⁵ Vgl. Peter Waren SINGER: *Wired for War – The Robotic Revolution and Conflict in the 21st Century*, New York 2009, 45ff.

⁶ Vgl. Peter Waren Singer, *The Five Deadly Flaws of Talking About Emerging Military Technologies and the Need for New Approaches to Law, Ethics, and War*, in: Peter L. Bergen, Daniel Rothenberg (Hrsg.): *Drone Wars, Transforming Conflict, Law and Policy*, New York 2015.

⁷ Vgl. Markus Reisner: *Robotic Wars*, Norderstedt 2018, 291ff.

of the software already includes appropriate control mechanisms.⁸ In this ambiguous endeavour - on the one hand to be in mission for defense, on the other for support of societal organisation and democratic decision-making by AI means – each and every action has this dual heading of good and bad, the twinned antipodes of all innovation.

⁸ Vgl. Rieke Arendt: Völkerrechtliche Probleme beim Einsatz autonomer Waffensysteme, Menschenrechtszentrum der Universität Potsdam, Band 41, Berlin 2016.

Talk About Us



Italian Ministry of Defence

www.difesa.it



Land Power Magazine

lc.nato.int/media-center/landpower-magazine



Multidisciplinary Digital Publishing Institute

www.mdpi.com/



Rivista Aeronautica

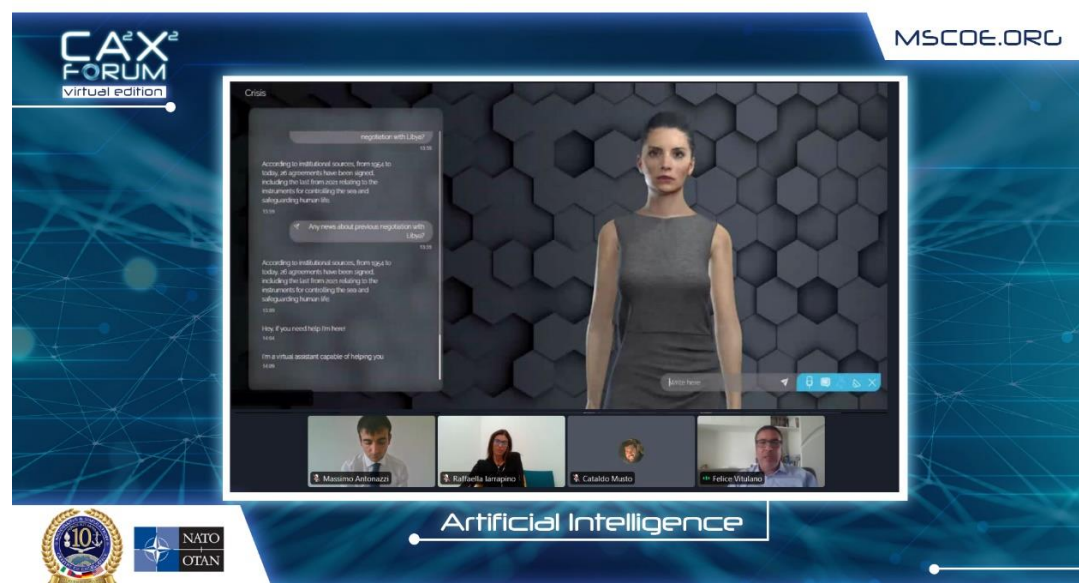
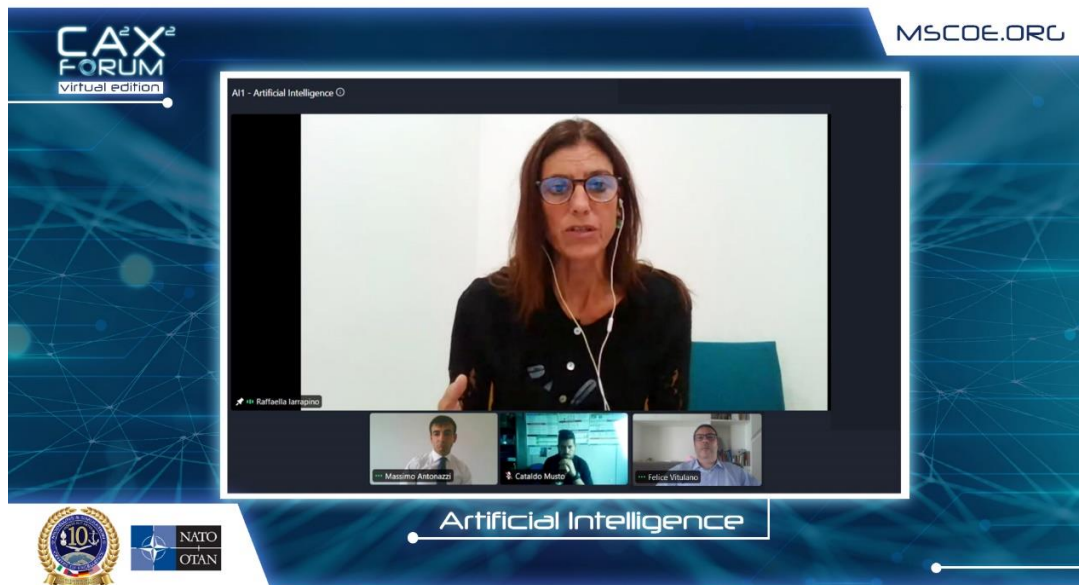
www.aeronautica.difesa.it/

comunicazione/editoria/rivaeronautica/Pagine/default.aspx



Cybernaua

<http://www.cybernaua.it/50>



PART 1 — NATO M&S CoE Annual Review

- NATO HLA Certification Service
- A Wargaming Scenario for Education Purposes
- NATO Modelling & Simulation Centre of Excellence
 - Support to the NATO Mountain Warfare
 - Concept Validation Experiment

- WISDOM – Use Cases

PART 2 — CA²X² Forum Papers Collection

- 5G, the fast network for the battlefield:
 - digital transformation overview
- The STRATEGIC project:
 - Innovative automated analysis tools
 - for After Action Review (AAR)
 - using AI and modeling & simulation
- RAS synthetic environment using LVC M&S architecture
- Wargame Design Capability
- Deep Self-optimizing Artificial Intelligence
 - for Tactical Analysis, Training and Optimization
- Blessings of AI and ANNs?

ISBN 9788894290684



www.mscoe.org

